

Mirae Asset Dynamic Bond Fund

Dynamic Bond Fund - An open ended dynamic debt scheme investing across duration. A relatively high interest rate risk and relatively high credit risk

Data as on 31st May 2026

Gear up with an endeavour to combat market waves.

Mirae Asset Mutual Fund -SEBI/MF/055/07/03

WHY DYNAMIC BOND FUND?



Lower Interest Rate Risk

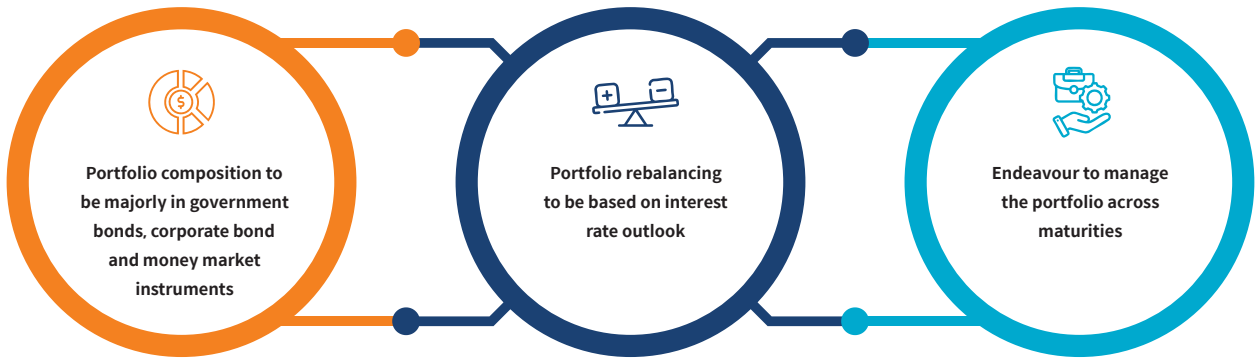


Comparatively Lower Interest Rate Risk and Volatility



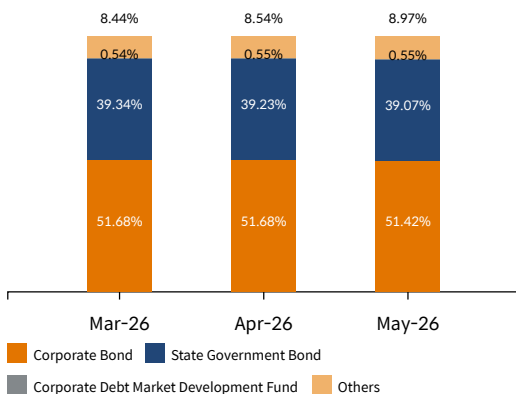
Rolldown Strategy

INVESTMENT FRAMEWORK



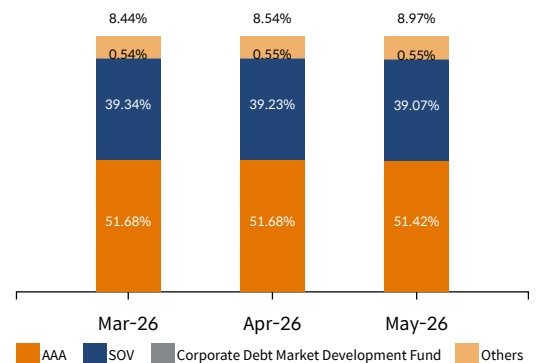
Investment strategy stated above may change from time to time without any notice and shall be in accordance with the strategy as mentioned in the Scheme Information Document. Please read the offer document to know in detail about the asset allocation.

ASSET TYPE ALLOCATION



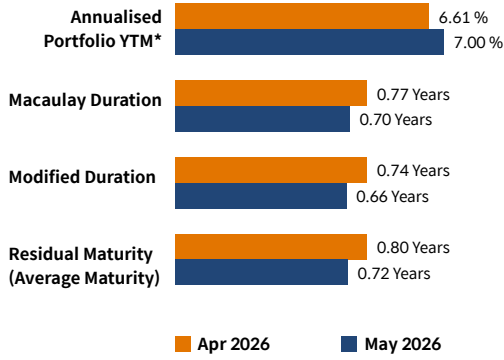
The Top 3 asset types of each month are used for the chart above.

RATING ALLOCATION



The Top 3 rating types of each month are used for the chart above.

DEBT RATIOS



*In case of semi annual YTM, it will be annualised
The chart is not an actual representation of the scale

FUND DETAILS

- Fund Manager:** Mr. Basant Bafna (since December 27, 2025)
- SIP Amount:** Daily, Monthly and Quarterly: ₹99/- (multiples of ₹1/- thereafter), minimum 5 in case of Daily / Monthly / Quarterly option.
- Minimum Investment Amount:** ₹5,000/- and in multiples of ₹1/-thereafter. Minimum Additional Application Amount: ₹1,000/- per application and in multiples of ₹1/- thereafter.
- Plans and options:** Regular Plan and Direct Plan with Growth Option and IDCW Option (Payout & Re-investment)
- Allotment Date:** 24th March 2017
- Benchmark:** Tier-1-CRISIL Dynamic Bond A-III Index / Tier-2-Nifty PSU Bond Plus SDL April 2027 50:50 Index
- Net AUM:** ₹ 116.35 Cr.

Disclaimer – The information contained in this document is compiled from third party and publically available sources and is included for general information purposes only. There can be no assurance and guarantee on the yields. Views expressed by the Fund Manager cannot be construed to be a decision to invest. The statements contained herein are based on current views and involve known and unknown risks and uncertainties. Whilst Mirae Asset Investment Managers (India) Private Limited (the AMC) shall have no responsibility/liability whatsoever for the accuracy or any use or reliance thereof of such information. The AMC, its associate or sponsors or group companies, its Directors or employees accepts no liability for any loss or damage of any kind resulting out of the use of this document. The recipient(s) before acting on any information herein should make his/her/their own investigation and seek appropriate professional advice and shall alone be fully responsible / liable for any decision taken on the basis of information contained herein. Any reliance on the accuracy or use of such information shall be done only after consultation to the financial consultant to understand the specific legal, tax or financial implications.

For detailed AAUM disclosure please visit: [https://www.miraeassetmf.co.in/docs/default-source/other-disclosure/average-assets-under-management-\(aaum\)-disclosure-\(monthly\)-may-2026.xlsx](https://www.miraeassetmf.co.in/docs/default-source/other-disclosure/average-assets-under-management-(aaum)-disclosure-(monthly)-may-2026.xlsx)

PRODUCT LABELLING

Mirae Asset Dynamic Bond Fund

This product is suitable for investors who are seeking*

- Optimal returns over short to medium term
- To generate optimal returns through active management of a portfolio of debt and money market instruments

*Investors should consult their financial advisors if they are not clear about the suitability of the product.

PRC AS ON 31 MAY 2026

Potential Risk Class Matrix (PRC)			
Credit Risk → Interest Rate Risk ↓	Relatively Low (Class A)	Moderate (Class B)	Relatively High (Class C)
Relatively Low (Class I)	A-I		
Moderate (Class II)			
Relatively High (Class III)			

IDEAL INVESTOR PROFILE

- Goal:** Aim for Income
- Investment Time Horizon:** 3+ years
- Risk Profile:** Low to Moderate

Potential Risk Class Matrix (PRC)			
Credit Risk → Interest Rate Risk ↓	Relatively Low (Class A)	Moderate (Class B)	Relatively High (Class C)
Relatively Low (Class I)			
Moderate (Class II)			
Relatively High (Class III)			C-III

Distributed By

