

MIRAE ASSET HEALTHCARE FUND (MAHCF)

Sectoral/Thematic Fund - An open ended equity scheme investing in healthcare and allied sectors

October 2025



Why Healthcare

➤ Geographical Diversification

- Large pharma companies are looking at alternate supply sources to China
- Indian companies have managed to establish strong relationships with innovators delivering both on cost and quality
- Indian players have been at the forefront in terms of capability building for newer therapy areas

➤ Manufacturing prowess with exports opportunities

- Low cost high scale manufacturing has given Indian companies an edge
- Strong API ecosystem enabling greater supply chain control
- Improving regulatory compliance
- Drug shortages in US and patent cliffs could be opportunities
- Incremental investments in new areas of biosimilars and complex generics

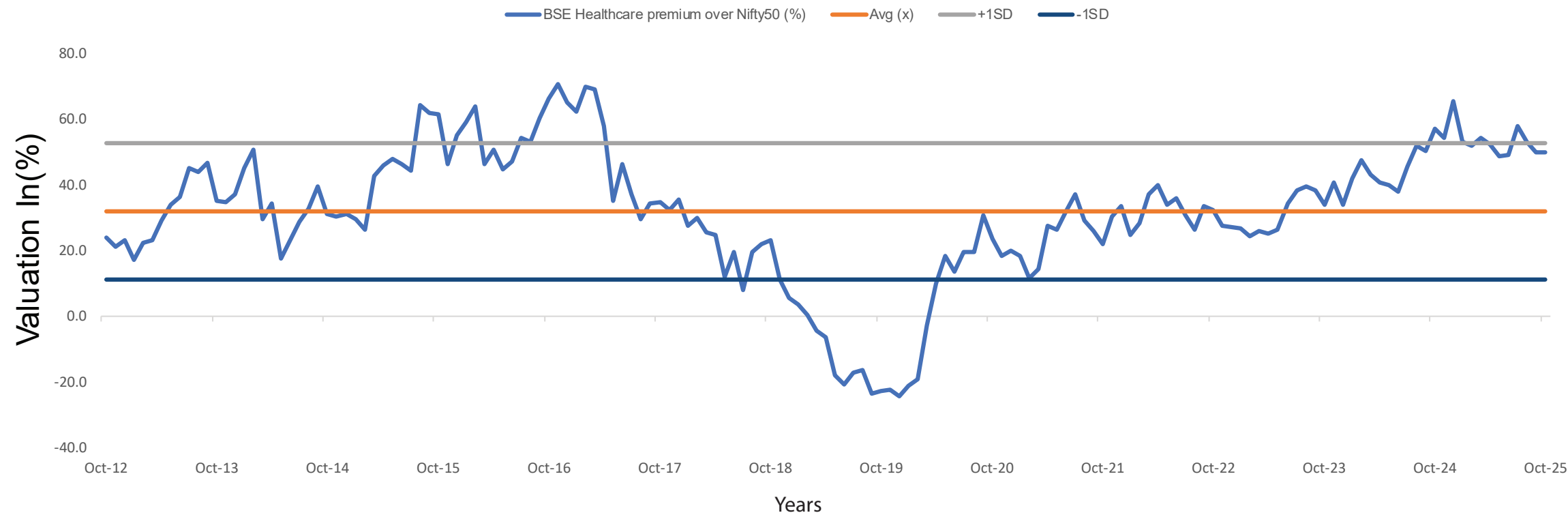
➤ Underpenetrated domestic healthcare services market

- Huge underserved population
- Increasing insurance penetration to drive affordability
- Increasing life expectancy and change in disease patterns

➤ Consolidation in domestic pharma market benefitting larger companies

- Chronic care demand rising
- market consolidation squeezing smaller players
- Focussing on complex drugs through better prescriber penetration

Valuations



BSE Healthcare valuation premium over Nifty50 is still below peaks seen in 2015

Mirae Asset Healthcare Fund

(Sectoral/Thematic Fund- An open-ended equity scheme investing in healthcare and allied sectors)

Investments in Fund

At least 80% investments in Pharma, Healthcare and allied sectors




Investment Framework^

Flexibility to invest across market capitalization and style

Endeavour to maintain a concentrated portfolio of 30 – 40 stocks, in sectors like hospitals, diagnostics, specialty chemicals, medical equipment, insurance and other allied sub sectors

Why Mirae Asset Healthcare Fund?

Investing in stocks (across the market cap) benefiting either directly or indirectly from health care sector growth

Fund Inception	Category	Benchmark
2 nd July 2018	Pharma & Healthcare Fund	BSE Healthcare Index (TRI)
Goal	Ideal Investment Horizon	Risk Profile
 Wealth Creation	 5+ Years	 Very High Risk

Fund Manager

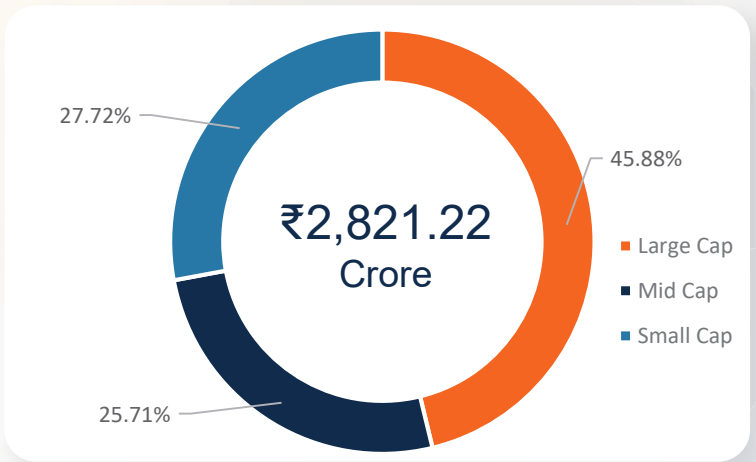


Mr. Vrijesh Kasera
(Since 02nd July, 2018)



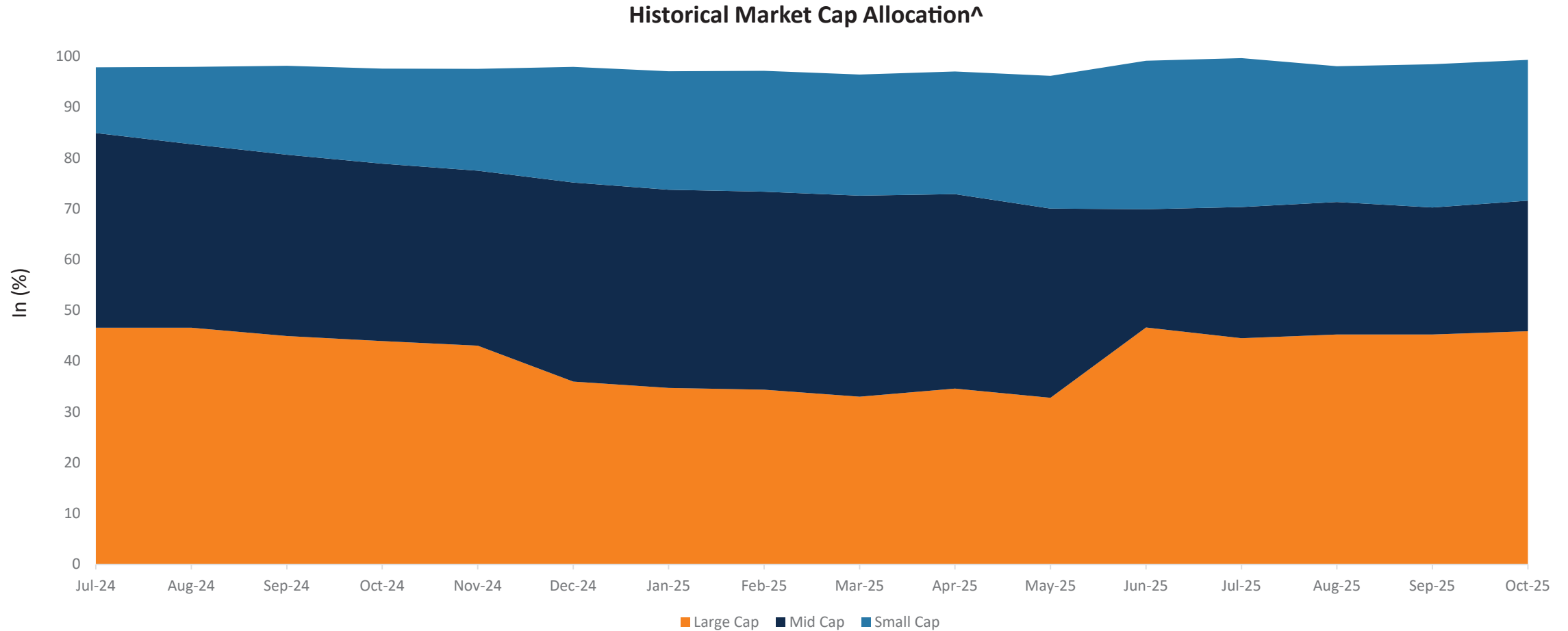
Mr. Tanmay Mehta
(Since 1st April, 2025)

Market Cap and Net AUM of Fund



Source: Internal and AceMF. Data as on 31st Oct, 2025
^The investment Framework stated above may change from time to time without any notice and shall be in accordance with the strategy as mentioned in the Scheme Information Document of the scheme..
Pursuant to Clause 2.7 of Part IV of SEBI Master Circular dated June 27, 2024, the universe of "Large Cap" shall consist of top 100 companies, "Mid Cap" shall consist of 101st to 250th company, "Small Cap" shall consist of 251st and onwards companies in terms of full market capitalization.

Market Cap Allocation Trend



Source : Internal & AceMF, Data as on 31st October, 2025. Past performance and Portfolio may or may not be sustained in future.

Pursuant to Clause 2.7 of Part IV of SEBI Master Circular dated June 27, 2024, the universe of "Large Cap" shall consist of top 100 companies, "Mid Cap" shall consist of 101st to 250th company,,

"Small Cap" shall consist of 251st and onwards companies in terms of full Market capitalization., please visit <https://www.miraeassetmf.co.in/>

For complete portfolio of the scheme, please visit the website <https://www.miraeassetmf.co.in/downloads/portfolio>.

Portfolio focused on Quality and Liquidity

Quality Factors	
Parameter	% of NAV
Exposure to Companies with Average ROE* > 12%	70.43%
Exposure to Companies with Average ROIC\$ > 10%	56.66%
Weighted Average Net Debt to Equity Ratio (Ex-Financials)	6.35

Liquidity Analysis		
Days to Exit	% of NAV	Number of Stocks
<3 days	10.7727	7
3-10 days	71.8094	18
>10 days	16.729	6

ROE (Return on Equity):

ROE reflects a company's profitability. A higher average ROE indicates that the company has strong sustainable competitive advantage in the sector in which it operates.

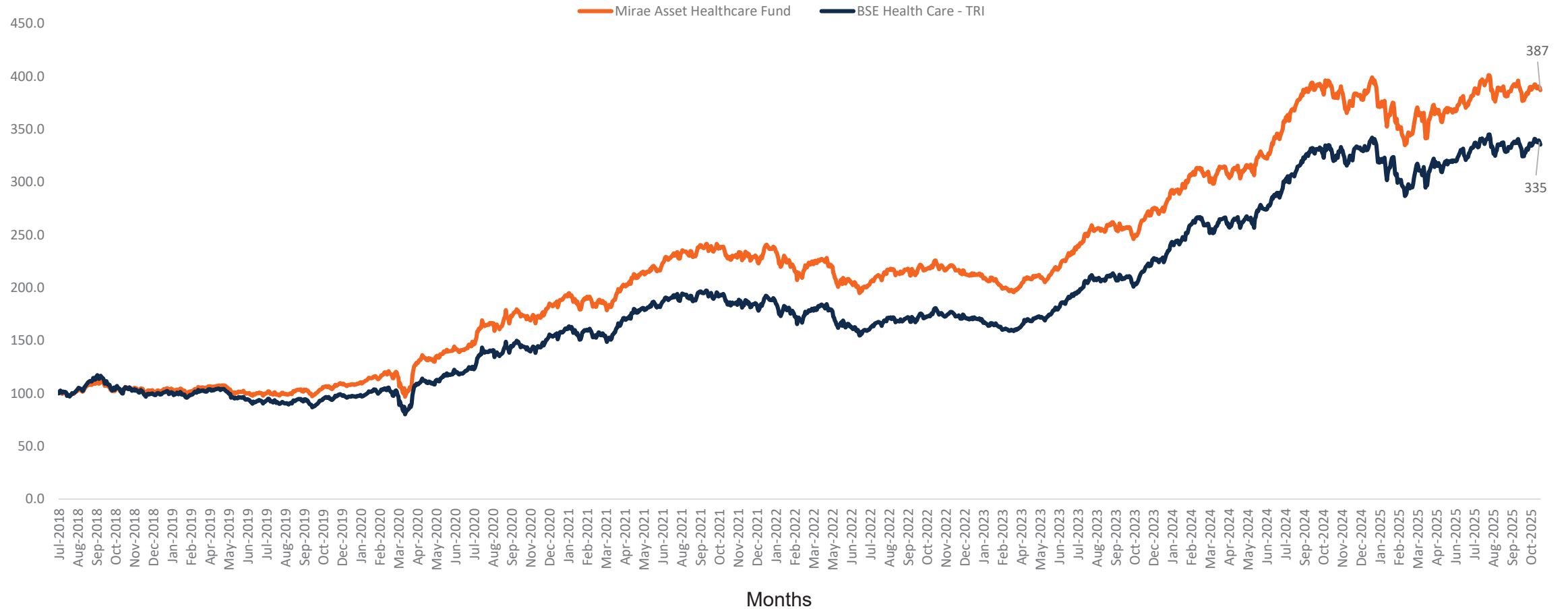
ROIC (Return on Invested Capital):

Similar to ROE, ROIC is a profitability measure and measures the percentage return that a company earns on its invested capital. It helps understand how efficiently a company is using its shareholders' funds to generate profits.

Net Debt to Equity Ratio:

Net Debt to Equity Ratio is calculated by dividing the company's total debt minus cash to its total shareholder equity. Generally, a company with a high debt to equity ratio is considered riskier.

Mirae Asset Healthcare Fund- Journey of Wealth Creation



Past Performance may or may not be sustained in future. NAV has been rebased to 100. Allotment NAV: ₹10.00. Different Plans under the scheme has different expense structure.

The reference and details provided here in are of Regular Plan - Growth Option.

Source: Internal and ACEMF, Data as on 31st October, 2025.

Rolling Returns- Since Inception

3 Year Returns					
	Oct-25	Oct -24	Oct-23	Oct-22	Oct-21
Fund Return	20.43	19.26	13.48	27.72	29.50
Alpha	-3.31	-2.08	0.44	5.11	9.32

Rolling Returns (Since Inception)				
	1-Year	3-Year	5-Year	7-Year
Fund Median Return	19.95%	20.37%	23.41%	20.62%
Benchmark Median Return#	20.08%	20.14	22.26%	17.89%

Past Performance may or may not be sustained in future. Different Plans under the scheme has different expense structure. The reference and details provided here in are of Regular Plan - Growth Option.

Allotment Date of Mirae Asset Healthcare Fund is 2nd July, 2018.

The above weights are in comparison to the Benchmark(BSE Healthcare-TRI Index)

Returns shown above are daily rolling returns since inception (July 2, 2018) in terms of CAGR (%).

Rolling returns are calculated on daily frequency for respected time frame.

Source: Internal and ACEMF, Data as on 31st Oct 2025

Fund Positioning & Fund Manager views on Healthcare sectors

Sub-Sector	CRDMO	Exports Pharma	Domestic Pharma & MNC	Healthcare Services
Fund Positioning	OW	UW	OW	UW
Views on the sub sector	OW primarily on the back of significant opportunities presented by the supply chain diversification happening globally. Indian CRDMO players have delivered both on cost and quality in the recent years	Delay in new launches would weigh on near term growth given a large patent cliff for most companies. While valuations are undemanding, we change our stance to UW given lack of triggers	OW on Domestic Pharmaceuticals as they provides stable growth Momentum gaining market share from smaller unorganised players. Sub sector presents near term opportunities	Has a long runway for growth given under penetration and formalisation. However, valuations are demanding leading to UW stance

Mirae Asset Healthcare Fund- Lumpsum Report Card



Performance Report

Period	Mirae Asset Healthcare Fund	Scheme Benchmark*	Additional Benchmark**
Last 1 Year	0.41%	1.97%	6.99%
Last 3 Years	20.42%	23.74%	12.77%
Last 5 Years	17.85%	18.97%	17.59%
Since Inception	20.26%	17.93%	13.92%
Value of Rs. 10000 invested (in Rs.) Since Inception	38,710	33,541	26,020
NAV as on 31 st Oct 2025	₹38.710		
Index Value 31 st Oct 2025	Index Value of Scheme Benchmark is 51,645.570 and BSE Sensex (TRI) 1,31,655.286		
Allotment Date	2 nd July 2018		
Scheme Benchmark	*BSE Healthcare Index (TRI)		
Additional Benchmark	**BSE Sensex (TRI)		

Fund manager : Mr. Vrijesh Kasera & Mr. Tanmay Mehta managing the scheme since July 02, 2018 & April 01, 2025 respectively.
 Note: Returns (%) for less than 1 year calculated on simple annualized basis, others are CAGR- Compounded Annualized Growth returns.
 Latest available NAV has been taken for return calculation wherever applicable

Past Performance may or may not be sustained in future. Note: 1. Different Plans under the scheme has different expense structure. The reference and details provided herein are of Regular Plan - Growth Option.
 2. Returns below or for 1 year are absolute returns, returns above 1 year are CAGR (Compounded Annualized Growth returns).
 3. For computation of since inception returns (%) the allotment NAV has been taken as Rs.10.00.
 Fund manager: Mr. Vrijesh Kasera managing the scheme since July 02, 2018 and Mr.Tanmay Mehta since 1st April,2025
 For performance of schemes managed by Mr. Vrijesh Kasera, refer slide no. 12.
 Source: Internal, Data as on 31st Oct,2025.

Mirae Asset Healthcare Fund- SIP Report Card

Period	1 Year	3 Years	5 Years	7 Years	Since Inception
Total Amount Invested	120000	360000	600000	840000	870000
MKT Value as on 31 st Oct,2025	124533	482131	924508	1743457	1852801
Fund Return (%)	7.09	19.92	17.32	20.49	20.42
Benchmark^ Returns (%)	7.97	22.87	19.40	20.65	20.33
Add. Benchmark* Return (%)	12.62	12.26	12.96	14.69	14.57

Past Performance may or may not be sustained in future.
Source: Internal, Data as on 31st Oct,2025.
The above table shows performance since inception for Mirae Asset healthcare Fund - Regular Plan - Growth Option. ^Benchmark: BSE Healthcare index (TRI), *Add. Benchmark: BSE SENSEX (TRI).
For computation of since inception returns (%) the allotment NAV has been taken as Rs. 10.00.
The SIP returns are calculated by XIRR approach assuming investment of 10,000/- on the 1st working day of every month.

Performance of other funds managed by the same fund manager

Mirae Asset Aggressive Hybrid Fund* (Formerly Known as Mirae Asset Hybrid Equity Fund) - Fund Managers - Mr. Harshad Borawake, Mr. Vrijesh Kasera and Mr. Mahendra Jajoo

Period	Mirae Asset Aggressive Hybrid Fund	Scheme Benchmark*	Additional Benchmark**
Last 1 Year	7.03%	6.76%	6.99%
Last 3 Years	13.83%	13.08%	12.77%
Last 5 Years	16.22%	15.36%	17.59%
Last 10 Years	12.81%	12.42%	13.53%
Since Inception	12.36%	12.01%	12.84%
Value of Rs. 10000 invested (in Rs.) Since Inception	33,071.00	32,030.53	34,550.99
NAV as on 31 st Oct 2025	₹33.071		
Index Value 31 st Oct 2025	Index Value of Scheme Benchmark is 21,253.542 and BSE Sensex (TRI) is 1,31,655.286		
Allotment Date	29 th July 2015		
Scheme Benchmark	*CRISIL Hybrid 35+65 - Aggressive Index		
Additional Benchmark	**BSE Sensex (TRI)		

Mirae Asset Equity Savings Fund - Fund Managers - Mr. Harshad Borawake, Mr. Vrijesh Kasera, Ms. Bharti Sawant and Mr. Mahendra Jajoo

Period	Mirae Asset Equity Savings Fund	Scheme Benchmark*	Additional Benchmark**
Last 1 Year	8.17%	7.90%	7.66%
Last 3 Years	11.28%	10.01%	8.58%
Last 5 Years	12.12%	10.62%	5.20%
Since Inception	11.17%	9.73%	6.63%
Value of Rs. 10000 invested (in Rs.) Since Inception	20,714.00	18,936.71	15,552.39
NAV as on 31 st Oct 2025	₹20.714		
Index Value 31 st Oct 2025	Index Value of Scheme Benchmark is 6,432.080 and Crisil 10 yr Gilt index is 5,170.027		
Allotment Date	17 th December 2018		
Scheme Benchmark	*Nifty Equity Savings Index		
Additional Benchmark	**Crisil 10 yr Gilt index		

Past Performance may or may not be sustained in future. Note: 1. Different Plans under the scheme has different expense structure. The reference and details provided herein are of Regular Plan - Growth Option, Source: Internal, Data as on 31st Oct ,2025. *-Scheme Benchmark, **-. Additional Scheme Benchmark

For computation of since inception returns (%) the allotment NAV has been taken as Rs.10. In case, the start / end date of the concerned period is a non-business date (NBD), the NAV of the previous date is considered for computation of returns. Returns below or for 1 year are absolute returns, returns above 1 year are CAGR- Compounded Annualized Growth returns.

Mirae Asset Aggressive Hybrid Fund: Fund managers: Mr. Harshad Borawake (Equity Portion) (April 01, 2020), Vrijesh Kasera (Equity Portion) (Since April 01, 2020) & Mr. Mahendra Jajoo (Debt Portion) (since September 08, 2016)

Mirae Asset Equity Savings Fund: Fund managers : Mr. Harshad Borawake (since October 12, 2019), Mr. Vrijesh Kasera (since October 12, 2019), Ms. Bharti Sawant (since December 28, 2020) and Mr. Mahendra Jajoo (Debt Portion) (since December 17, 2018).

Product Labelling

MIRAE ASSET HEALTHCARE FUND

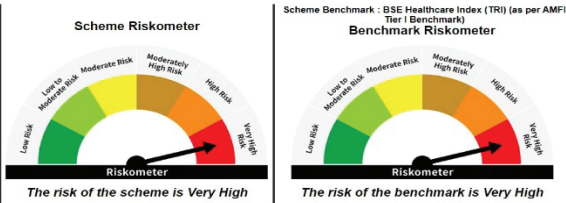
(Sectoral/Thematic Fund - An open ended equity scheme investing in healthcare and allied sectors)

PRODUCT LABELLING

Mirae Asset Healthcare Fund
This product is suitable for investors who are seeking*

- To generate long term capital appreciation
- Investments in equity and equity related securities of companies benefitting directly or indirectly in Healthcare and allied sector in India

*Investors should consult their financial advisors if they are not clear about the suitability of the product.



MIRAE ASSET EQUITY SAVINGS FUND

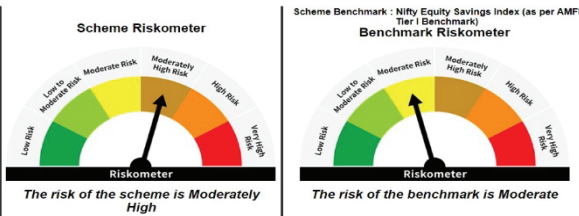
(Equity Savings Fund - An open ended scheme investing in equity, arbitrage and debt)

PRODUCT LABELLING

Mirae Asset Equity Savings Fund
This product is suitable for investors who are seeking*

- Capital appreciation and income distribution
- Investment in equity and equity related instruments, arbitrage opportunities and debt & money market instruments

*Investors should consult their financial advisors if they are not clear about the suitability of the product.



MIRAE ASSET AGGRESSIVE HYBRID FUND

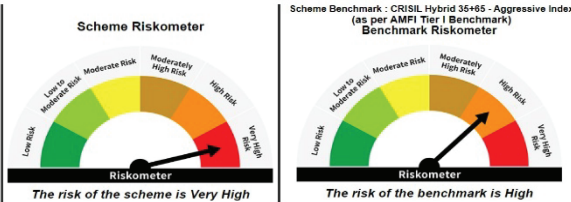
(Aggressive Hybrid Fund - An open ended hybrid scheme investing predominantly in equity and equity related instruments)

PRODUCT LABELLING

Mirae Asset Aggressive Hybrid Fund
This product is suitable for investors who are seeking*

- Capital appreciation along with current income over long term
- Aggressive hybrid fund investing predominantly in equities & equity related instruments with balance exposure to debt & money market instruments

*Investors should consult their financial advisors if they are not clear about the suitability of the product.



Disclaimers

Statutory Details: **Trustee:** Mirae Asset Trustee Company Private Limited; **Investment Manager:** Mirae Asset Investment Managers (India) Private Limited (AMC); **Sponsor:** Mirae Asset Global Investments Company Limited.

NSE Indices Ltd Disclaimer: NSE INDICES LIMITED do not guarantee the accuracy and/or the completeness of the Index or any data included therein and NSE INDICES LIMITED shall have not have any responsibility or liability for any errors, omissions, or interruptions therein. NSE INDICES LIMITED does not make any warranty, express or implied, as to results to be obtained by the Issuer, owners of the product(s), or any other person or entity from the use of the Index or any data included therein. NSE INDICES LIMITED makes no express or implied warranties and expressly disclaims all warranties of merchantability or fitness for a particular purpose or use with respect to the index or any data included therein. Without limiting any of the foregoing, NSE INDICES LIMITED expressly disclaim any and all liability for any claims ,damages or losses arising out of or related to the Products, including any and all direct, special, punitive, indirect, or consequential damages (including lost profits), even if notified of the possibility of such damages

The information contained in this document is compiled from third party and publicly available sources and is included for general information purposes only. There can be no assurance and guarantee on the yields. Views expressed by the Fund Manager cannot be construed to be a decision to invest. The statements contained herein are based on current views and involve known and unknown risks and uncertainties. Whilst Mirae Asset Investment Managers (India) Private Limited (the AMC) shall have no responsibility/liability whatsoever for the accuracy or any use or reliance of such information. The AMC, its associate or sponsors or group companies, its Directors or employees accepts no liability for any loss or damage of any kind resulting out of the use of this document. The recipient(s) before acting on any information herein should make his/her/their own investigation and seek appropriate professional advice and shall alone be fully responsible / liable for any decision taken on the basis of information contained herein. Any reliance on the accuracy or use of such information shall be done only after consultation to the financial consultant to understand the specific legal, tax or financial implications .

Please consult your financial advisor or mutual fund distributor before investing
Mutual fund investments are subject to market risks, read all scheme related documents carefully.

For further information about other schemes (Type of scheme, product labelling and performance of the fund) please visit the website of the AMC: www.miraeassetmf.co.in
Please consult your financial advisor or mutual fund distributor before investing

