

Aim to Solve Jigsaw of Volatility

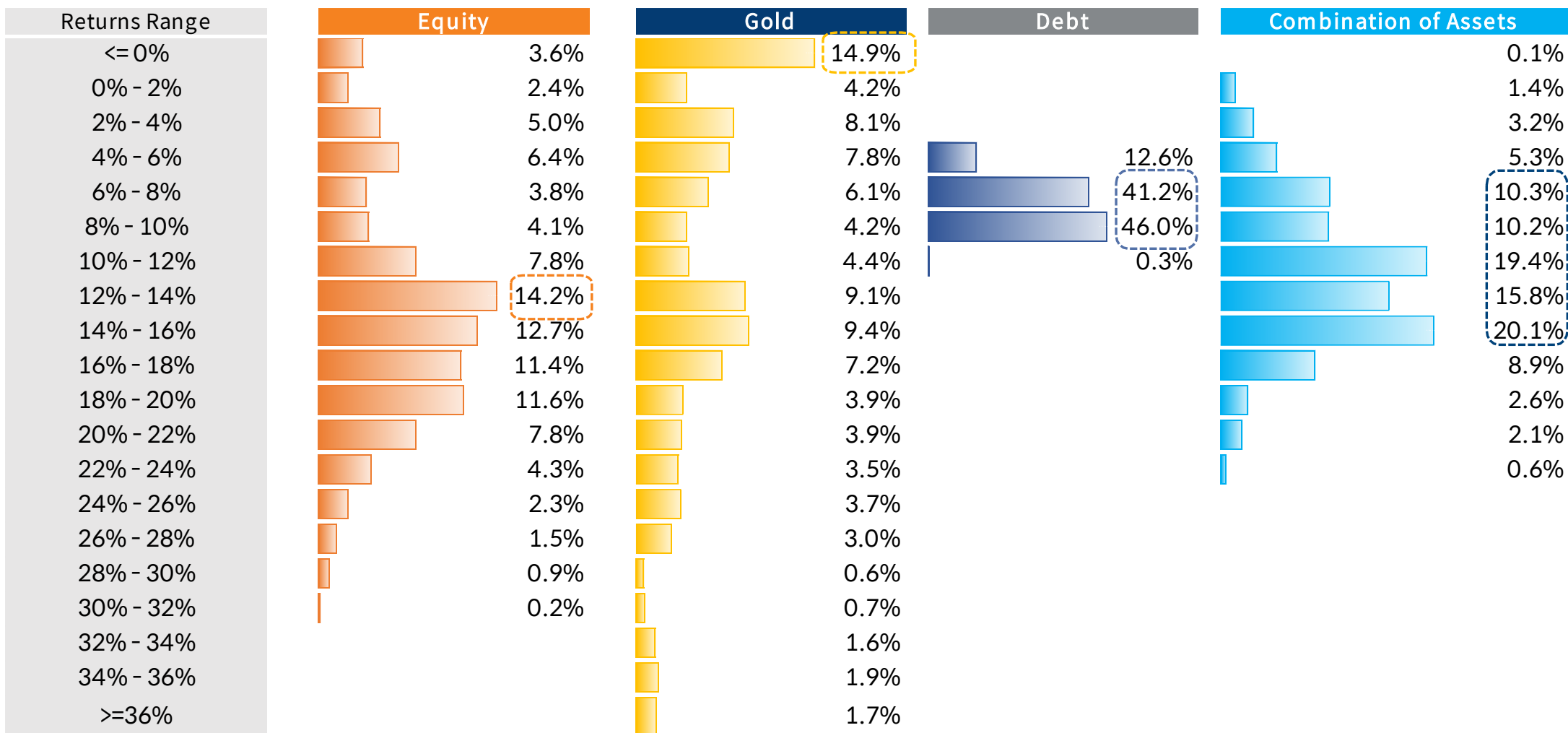
Mirae Asset Multi Asset Allocation Fund

An open-ended scheme investing in equity, debt & money market instruments, Gold ETFs, Silver ETFs and exchange traded commodity derivatives

ETF - Exchange Traded Funds



Asset Class Histogram



How to read: For Equity, 14.3% of times in the last 17 years, 3 year rolling returns were in the range of 12% to 15%. For Combination of assets 75.8% of times in the last 17 years, 3 year rolling returns were in the range of 10% to 20%

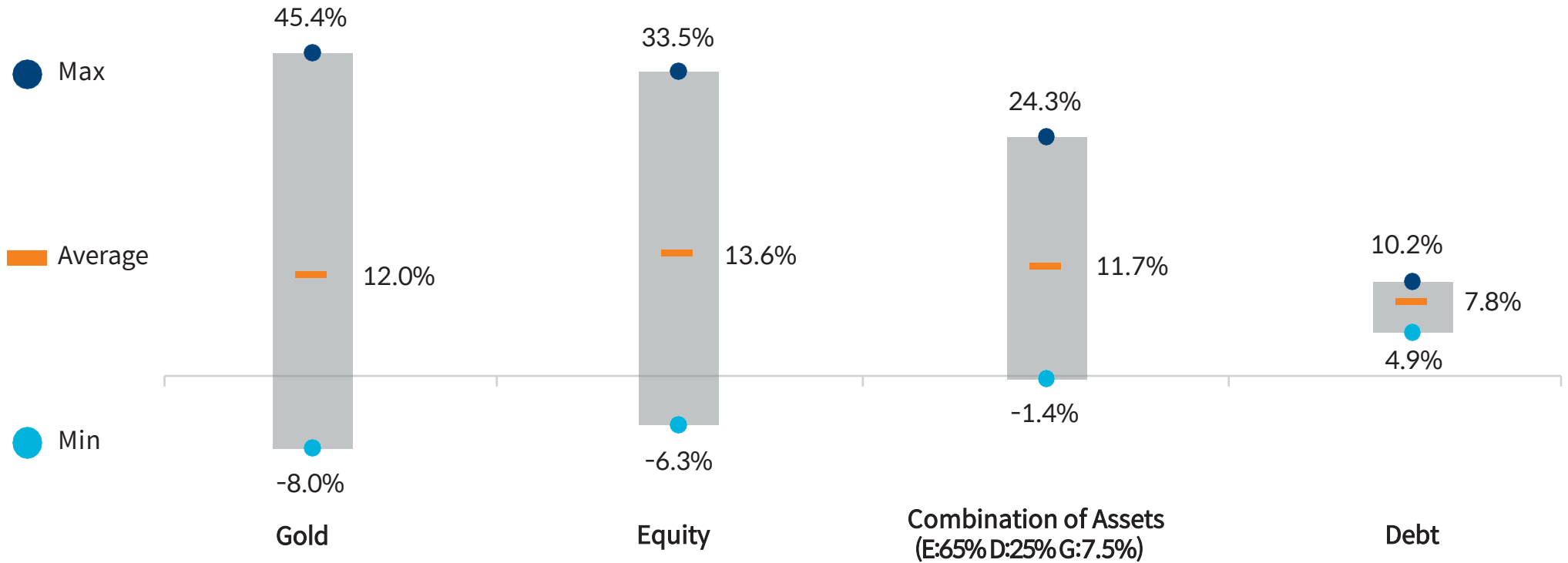
Combination of assets has provided a relatively better experience over the period

Source: AceMF, AMFI, E:Equity: Nifty 500 TRI, D:Debt: NIFTY Short Duration Debt Index, G:Gold: Domestic Gold Prices. Returns mentioned are 3 year CAGR rolling returns from 1st Aug 2008 to May 31, 2026; These are the indices used for the illustration

Past performance may or may not sustain in the future.

Range of Returns

Daily 3 Year Rolling Returns

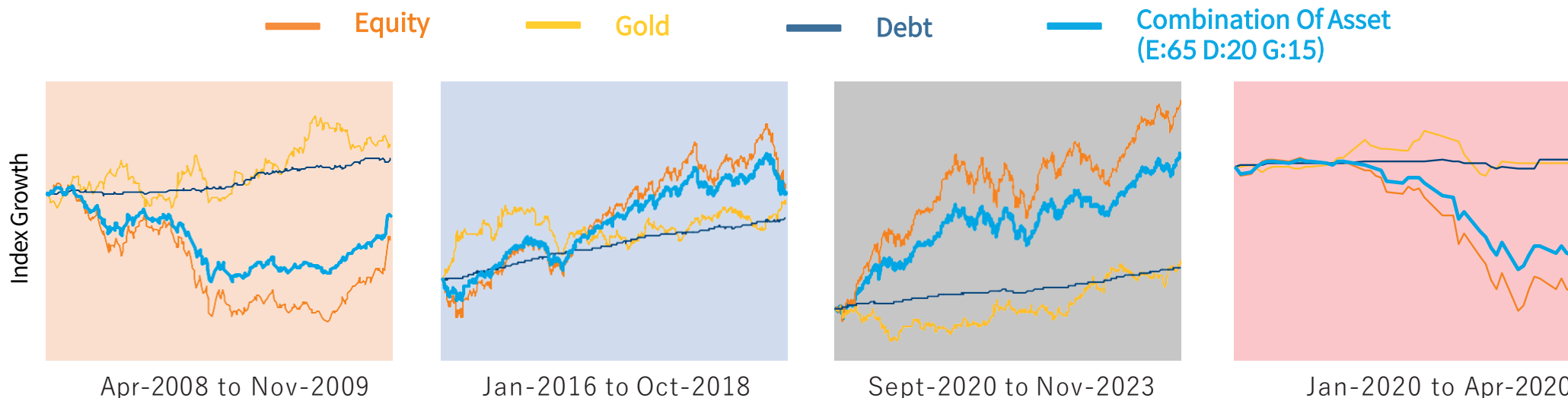


Worried about risk? Aim to reduce volatility

Past performance may or may not sustain in the future.

Source: AceMF, AMFI, Bloomberg, From 15th April 2008 to May 31, 2026. E : Equity : Nifty 500 TRI, D : Debt : NIFTY Short Duration Debt Index, G : Gold : Domestic Gold Prices. Returns mentioned are 3 year CAGR rolling returns.; These are the indices used for the illustration

Different Asset Class Faces In Different Market Phases



	Bear	Sideways	Bull	Covid-19 Crisis
Equity	-17.8% [2.8%]	10.0% [0.8%]	22.1% [0.9%]	-31.9% [3.4%]
Gold	19.4% [1.8%]	8.8% [0.6%]	6.1% [0.7%]	0.7% [1.4%]
Debt	13.6% [0.3%]	7.1% [0.1%]	5.2% [0.1%]	1.5% [0.3%]
Combination of Asset (E:65 D:20 G:15)	-8.3% [1.7%]	9.6% [0.6%]	17.3% [0.9%]	-22.5% [2.3%]

X% [Y%] – X is the returns, and Y is the standard deviation on daily basis for the mentioned period.

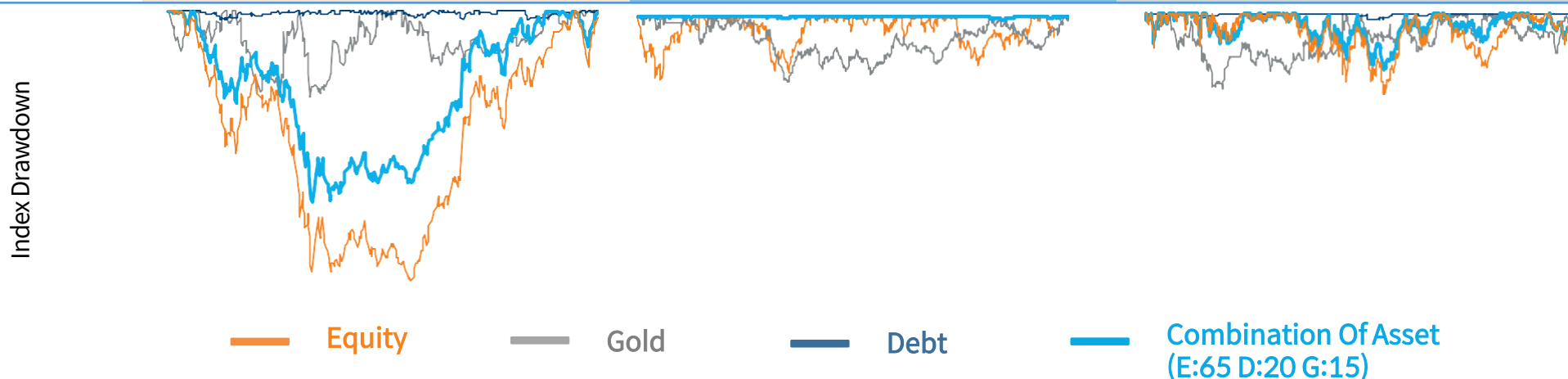
Debt and Gold have acted as hedge against bear markets

Source: AceMF, AMFI, Bloomberg, as on 30th Nov 2023. Equity: Nifty 500 TRI, Debt: NIFTY Short Duration Debt Index, Gold: Domestic Gold Prices. Returns for more than 1 year are CAGR, less than 1 year are absolute.; These are the indices used for the illustration

Past performance may or may not sustain in the future.

Drawdown – Risk, Downside Volatility

	Apr-2008 to Nov-2009		Jan-2016 to Oct-2018		Sept-2020 to Nov-2023	
	Bear		Sideways		Bull	
	Drawdown	Days to Recover	Drawdown	Days to Recover	Drawdown	Days to Recover
Equity	-55.5%	221	-13.2%	103	-16.9%	85
Gold	-17.6%	98	-13.7%	670	-15.9%	341
Debt	-1.7%	77	-0.6%	30	-1.3%	77
Combination of Asset (E:65 D:20 G:15)	-35.3%	182	-9.9%	80	-12.0%	136



Combination of Assets: Tread on the heels of equity with relatively better downside protection.

Source: AceMF, AMFI, Bloomberg, as on 30th Nov 2023. E:Equity: Nifty 500 TRI, D:Debt: NIFTY Short Duration Debt Index, G:Gold: Domestic Gold Prices. Returns for more than 1 year are CAGR, less than 1 year are absolute. These are the indices used for the illustration

Past performance may or may not sustain in the future.

Correlation Between Asset Classes

Asset Classes	Foreign Equity	Gold	Debt	Silver
Domestic Equity	0.69	-0.26	-0.04	0.07
Foreign Equity		-0.09	-0.15	0.24
Gold			0.03	0.75
Debt				0.14

Data as on: 31st May 2026, Source: MFI Explorer, Bloomberg,

AMFI; Note: Correlation has been arrived at based on 1-year daily rolling returns for the period 1st Jan 2008 till 31st May 2026.

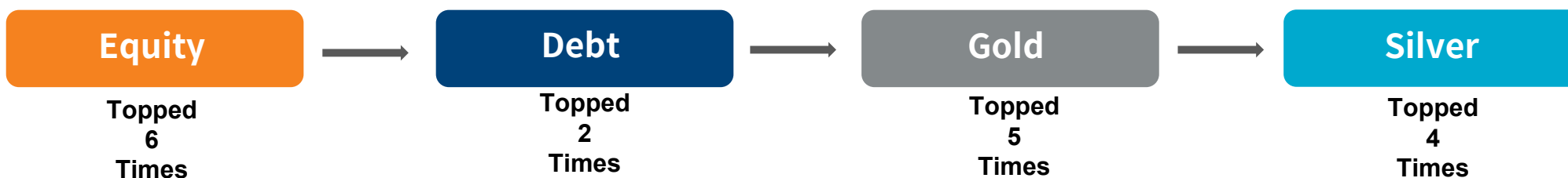
These are the indices used for the illustration. **Past performance may or may not sustain in the future.**

Domestic Equity: Nifty 500 TRI, Debt: NIFTY Short Duration Debt Index, Foreign Equity: S&P 500 TRI, Gold: MCX Gold Spot Prices in INR, Silver: MCX Silver Spot Prices in INR

Therefore, Leadership among asset classes shifts across market cycles

2009	2010	2011	2012	2013	2014	2015	2016	2017	2018	2019	2020	2021	2022	2023	2024	2025
Equity 91%	Silver 71%	Gold 32%	Equity 33%	Debt 8%	Equity 37%	Debt 9%	Silver 20%	Equity 35%	Gold 8%	Gold 24%	Silver 44%	Equity 29%	Gold 14%	Equity 15%	Gold 21%	Silver 167%
Multi Asset* 64%	Gold 23%	Debt 9%	Multi Asset* 26%	Equity 6%	Multi Asset* 25%	Multi Asset* 1%	Gold 11%	Multi Asset* 25%	Debt 7%	Silver 22%	Gold 28%	Multi Asset* 19%	Silver 10%	Gold 14%	Silver 18%	Gold 75%
Silver 51%	Equity 18%	Silver 8%	Silver 14%	Multi Asset* 5%	Debt 10%	Equity 0%	Debt 9%	Debt 6%	Multi Asset* 3%	Multi Asset* 12%	Multi Asset* 18%	Debt 4%	Multi Asset* 7%	Multi Asset* 13%	Equity 15%	Multi Asset* 15%
Gold 24%	Multi Asset* 16%	Multi Asset* -10%	Gold 12%	Gold -5%	Gold -8%	Gold -7%	Multi Asset* 7%	Gold 5%	Equity 1%	Equity 10%	Equity 18%	Gold -4%	Equity 6%	Silver 8%	Multi Asset* 14%	Equity 8%
Debt 8%	Debt 4%	Equity -26%	Debt 11%	Silver -23%	Silver -16%	Silver -10%	Equity 5%	Silver -3%	Silver 0%	Debt 9%	Debt 10%	Silver -8%	Debt 4%	Debt 6%	Debt 8%	Debt 8%

In the Last 16 CY, since 2009



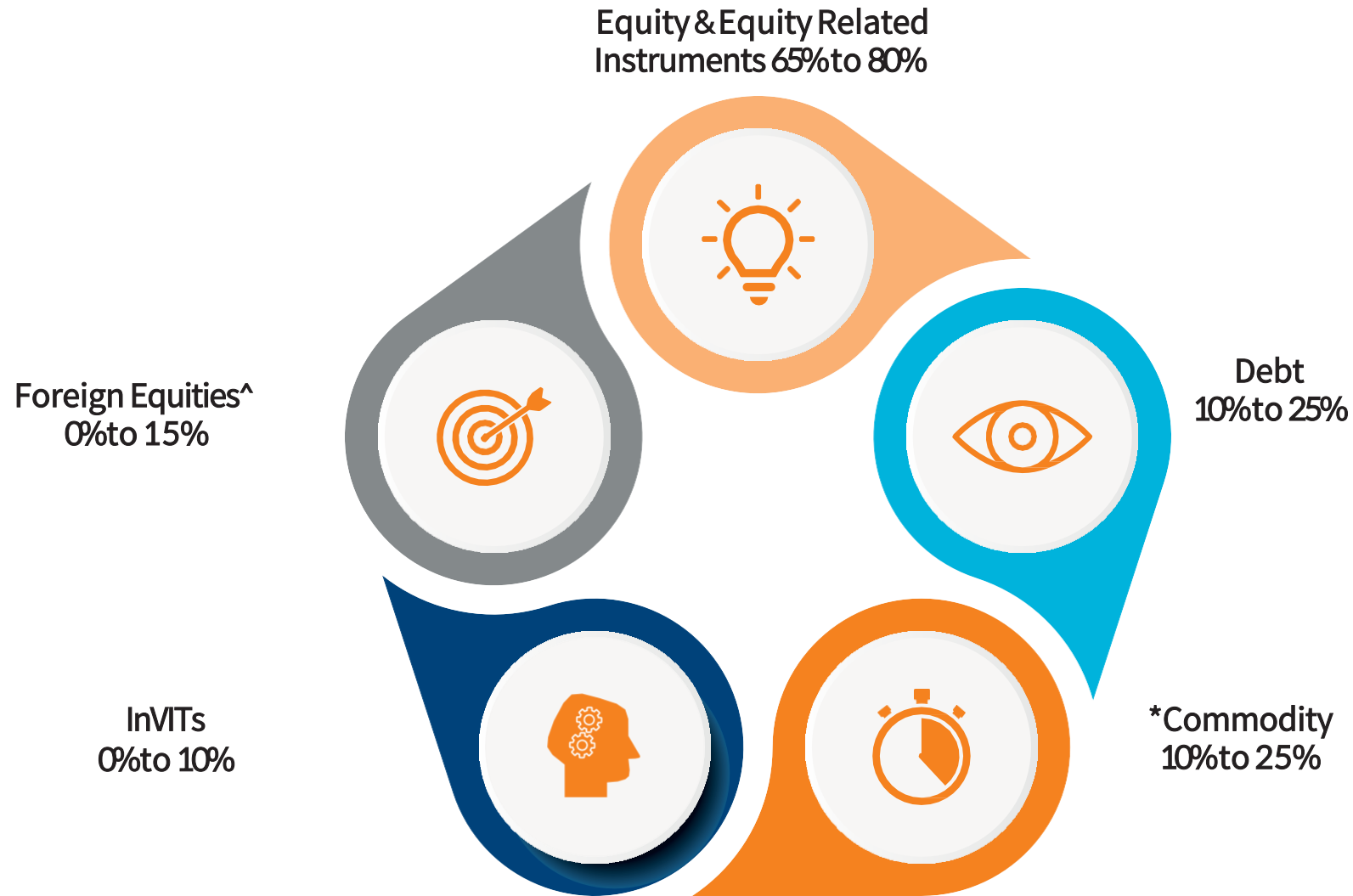
A Multi Asset framework has sailed through both periods of exuberance & stress

Source: AceMF, AMFI, Bloomberg, From 1st Jan 2009 to 31st Dec 2025. *Multi Asset: (E: 65%, D: 25%, G: 7.5%), E:Equity: Nifty 500 TRI, D:Debt: NIFTY Short Duration Debt Index, G:Gold: Domestic Gold Prices. Returns for more than 1 year are CAGR, less than 1 year are absolute.

These are the indices used for the illustration ; Past performance may or may not sustain in the future.

Presenting Mirae Asset Multi Asset Allocation Fund

Introducing the Pentacle Combo



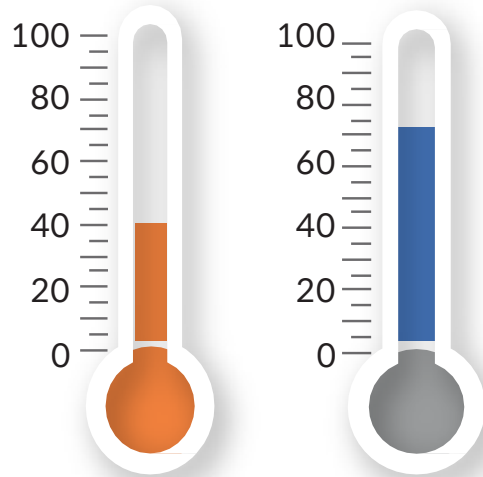
*Gold ETFs, Silver ETFs, Exchange Traded Commodity Derivatives (ETCDs).-For detailed asset allocation, refer SID.

[^]The scheme may invest in foreign securities including ADR/GDR/Foreign equity and overseas ETFs and overseas debt securities as mentioned in asset allocation

The Pentacle Framework: Equity

Anchored by In-house Equity Investment Framework of GARP*

1



Mix of Pure Equity & Arbitrage
Indicative Net Equity Levels:
40% to 75%

2



Mix of Top Down & Bottom-up
stock selection

3



Diversified across Sectors &
Market Capitalization, with
a Large Cap bias

Source: Internal. Investment framework stated above may change from time to time without any notice and shall be in accordance with the strategy as mentioned in the Scheme Information Document. Pursuant to Clause 3.9 of Part IV of SEBI Master Circular dated March 20, 2026, the universe of "Large Cap" shall consist of top 100 entities, "Mid Cap" shall consist of 101st to 250th entities, "Small Cap" shall consist of 251st and onwards entities in terms of full market capitalization.;

*GARP: Growth At Reasonable Price

Framework for determining Net Equity Allocation

Absolute Valuation Parameter

When PB is high, decrease equity allocation & vice versa.

Price to Book Value (P/B)

- More suitable to gauge valuation of asset heavy businesses & financials
- Anchors the model & prevents it from swinging to extreme in times of euphoria/distress.



Relative Valuation Parameter

When the spread is higher i.e. Bond yield > Earnings yield, decrease equity allocation & vice versa

Bond Yield & Earnings Yield Spread

- Earnings yield is inverse of Price to Earnings
- A higher spread indicates fixed income is more attractive than equity & vice versa.

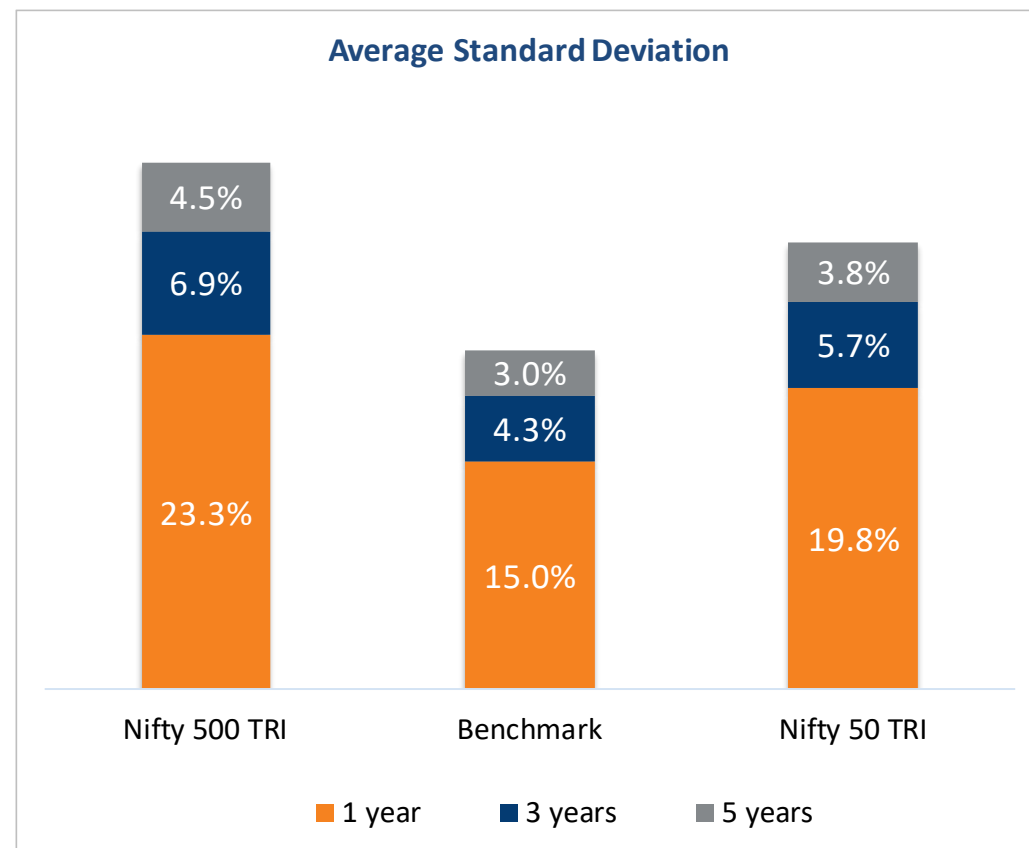
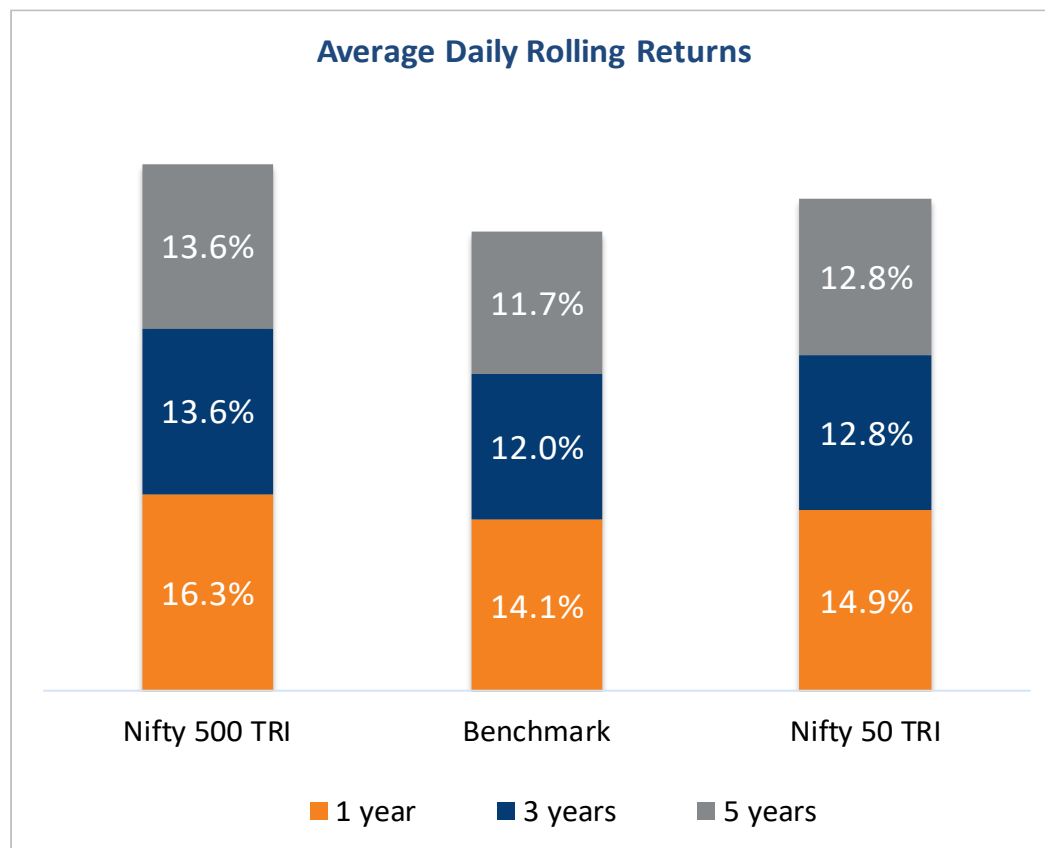
Relatively Higher Weightage

Relatively Lower Weightage

Flexibility to fine tune net equity allocation as suggested by framework within (+/-5%) based on Macro/fundamental factors

Net Equity Allocation is proposed to be in the range of 40% to 75%

Rolling Returns & Standard Deviation



A Multi Asset approach strives to achieve relatively lower volatility than equity

Past performance may or may not sustain in the future

Data as on - May 31, 2026; Source: Internal Calculation, AceMF, AMFI, Bloomberg. Time period: 15th April 2008 to May 31, 2026;

1. Returns shown above are daily rolling returns since inception (January 31, 2024) in terms of CAGR (%).

2. Rolling returns are calculated on daily frequency for respected time frame.

Benchmark: 65% Nifty 500 (TRI) + 25% Nifty Short Duration Debt Index + 7.5% Domestic Price of Gold + 2.5% Domestic Price of Silver

Performance in Different Market Periods

Flat Market				
Period (From To)	Benchmark	BSE 200 - TRI	Gold	Nifty Short Duration Debt Index
16 Sep 2009 to 10 Feb 2010	0.40%	-1.92%	5.61%	8.79%
28 Jan 2013 to 20 Feb 2014	1.26%	-0.06%	0.60%	7.60%
01 Apr 2018 to 30 Oct 2018	0.81%	-1.25%	6.02%	4.43%
02 Oct 2022 to 28 Mar 2023	2.11%	-7.36%	39.10%	6.55%

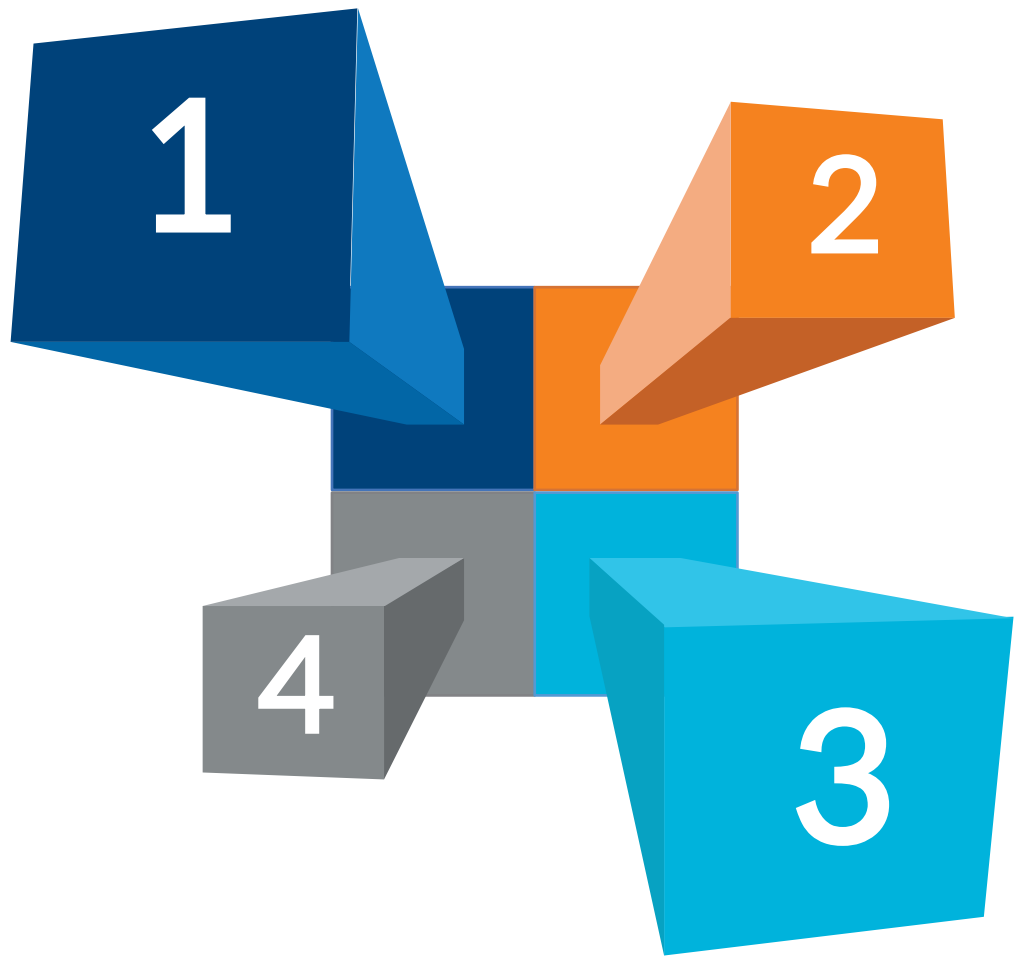
Markets Falling more than 2% Quarterly				
Quarter End	Benchmark	BSE 200 - TRI	Gold	Nifty Short Duration Debt Index
Sep 2008	-2.59%	-4.77%	3.10%	1.95%
Sep 2011	-5.33%	-11.93%	20.06%	2.39%
Jun 2013	-0.83%	1.76%	-12.69%	2.53%
Mar 2018	-2.13%	-4.40%	4.31%	1.72%
Mar 2023	-3.37%	-7.08%	8.35%	1.47%

Range bound - 2% to 2% Quarterly				
Quarter End	Benchmark	BSE 200 - TRI	Gold	Nifty Short Duration Debt Index
Jun 2010	3.79%	1.97%	15.12%	2.10%
Jun 2012	0.71%	-0.20%	5.11%	2.99%
Jun 2019	1.37%	0.29%	7.47%	1.82%
Dec 2021	0.48%	-0.48%	3.65%	0.69%

Markets Rising more than 7% on Monthly basis				
Month End	Benchmark	BSE 200 - TRI	Gold	Nifty Short Duration Debt Index
Apr 2009	21.48%	32.41%	2.67%	-0.35%
Dec 2011	9.78%	13.48%	3.76%	0.75%
Mar 2016	5.09%	7.49%	-0.36%	1.10%
Apr 2020	12.16%	18.87%	0.00%	0.51%

Data as on – 31st March, 2023; Source: Internal Calculation, AceMF, AMFI, Bloomberg. Domestic Gold prices have been considered for the above calculation.; The above is for illustration purpose only. This is not an indication of returns. **Past performance may or may not sustain in the future**
 Benchmark: 65% Nifty 500 TRI + 25% Nifty Short Duration Debt Index + 7.5% Domestic Price of Gold + 2.5% Domestic Price of Silver

The Pentacle Framework: Debt



Allocation across
Debt instruments



High Liquidity
Focused



Buy & Hold
Strategy



Short to Medium
Duration based on
directional movement
of interest rates

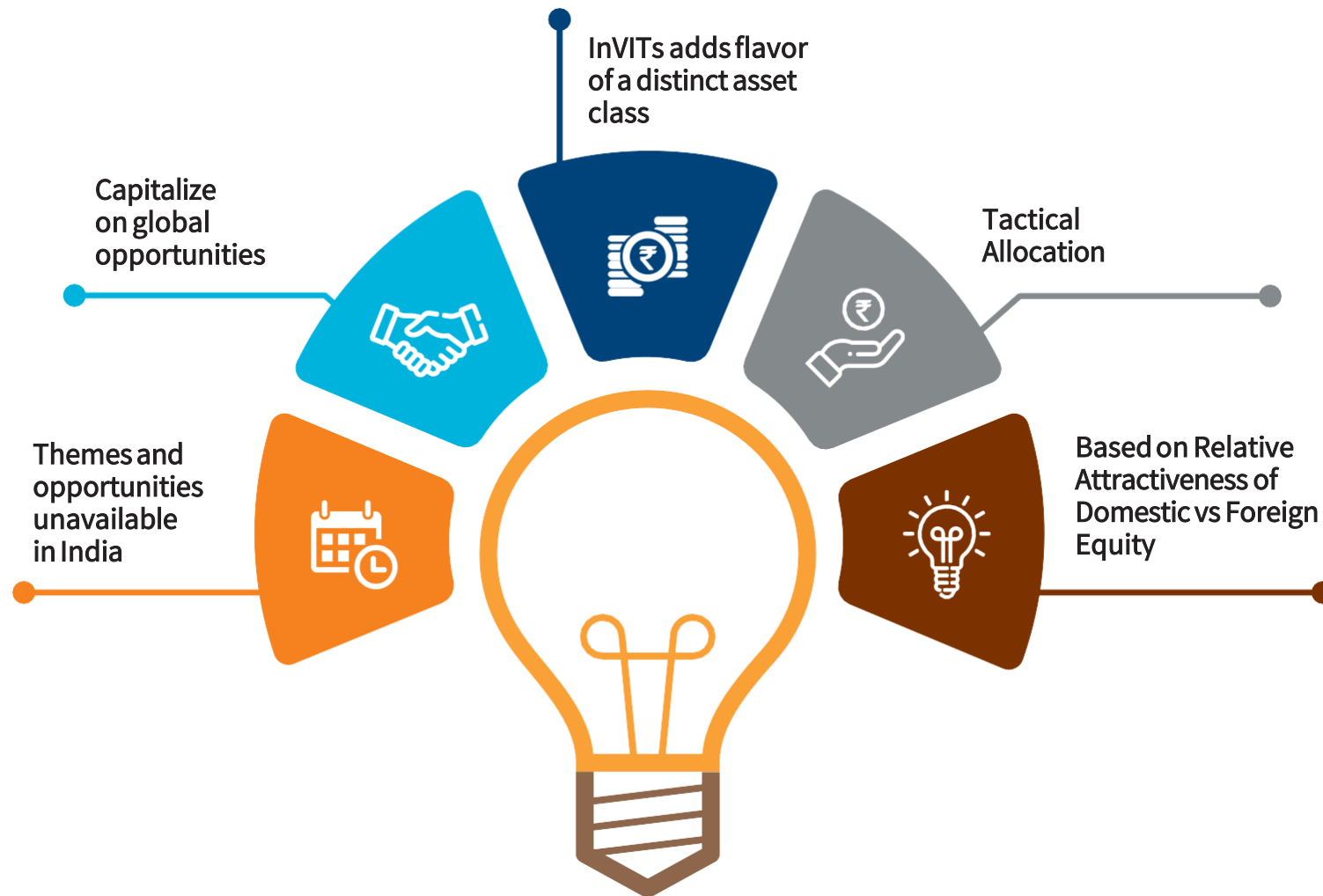
The Pentacle Framework: Commodities



Source: Internal. Investment framework stated above may change from time to time without any notice and shall be in accordance with the strategy as mentioned in the Scheme Information Document.

Commodity includes Gold ETFs, Silver ETFs, Exchange Traded Commodity Derivatives (ETCDs). For detailed asset allocation, refer SID.

The Pentacle Framework: InVITs & Foreign Equity



Note: The scheme may invest in foreign securities including ADR/GDR/Foreign equity and overseas ETFs and overseas debt securities subject to Regulations. The scheme shall invest in overseas fund/securities upto the headroom available and shall remain capped at the amount as at end of day of February 01, 2022, till any further clarification/notification is received from RBI/SEBI in this regard. The investment by the scheme in overseas ETFs will be suspended if industry-wide limit for investment in overseas ETFs is breached in future.

Source: Internal. Investment framework stated above may change from time to time without any notice and shall be in accordance with the strategy as mentioned in the Scheme Information Document.

Investment Philosophy: The Mirae Asset Way..

Equity

01



BUSINESS SELECTION

- **Growth**
Large Market Opportunity
- **Capital Efficiency**
Sustainable Competitive Advantage and ROI

02



MANAGEMENT

- Corporate Governance & **Thought Leadership**

03



VALUATION

- **“Margin of Safety”**
(Value > Price)
- **Growth-at-reasonable-price**
(GARP).

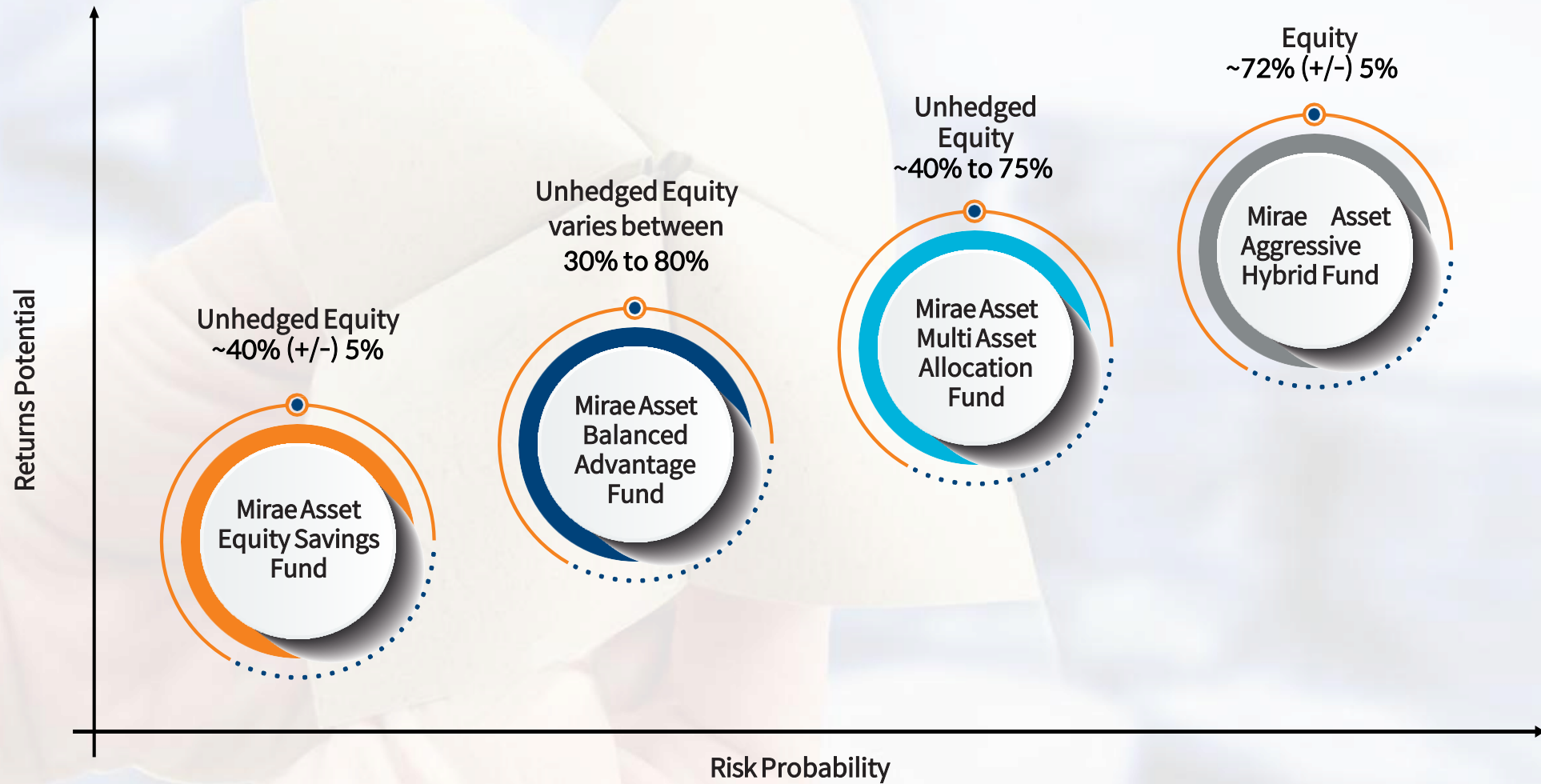
04



PORTFOLIO

- Diversified Portfolio
- Cognizance of Benchmark
- Core and Tactical Approach

Proposed Positioning



Taxation

Individual Asset Class Taxation						
	Equity Oriented fund* (>65% in Equity assets)	Domestic Equity ETF FOF^^ (where >90% is in Domestic Equity ETFs which are traded on a recognised stock exchange as per Explanation1 of Sec 112A)	Commodities FOF^^/Foreign FOF^^ (investing in offshore Schemes)/Foreign FOF (investing in India listed offshore Schemes)/Foreign Equity Index Fund (India Domiciled)	Debt Oriented (> 65% Debt Assets)/FOF investing > 65% in such debt -oriented fund	Commodities ETF Listed on exchange/Foreign Equity ETF (India Domiciled) Listed on Exchange	Mirae Asset Multi Asset Allocation Fund
Short Term Capital Gains	20%^	20%^	Tax Slab#^^	Tax Slab#	Tax Slab#^	20%^
Long Term Capital Gains	<u>12.5%[@]</u>	<u>12.5%[@]</u>	12.5%^^	Tax Slab#	12.5% [^]	<u>12.5%[@]</u>
Holding Period	1 Year	1 Year	2 Years	NA	1 Years	1 Year

^ Long term capital gain after 1 year holding period.

^^ Long-term capital gain after 2 year holding period. Surcharge & cess will be over and above the base tax rate as mentioned above.

Exemption limit for Long Term Capital Gains is INR 125,000 as per Section 112A

@ Long term capital gain applicable for gain in excess of Rs.1.25 lac.

Long term capital gains (LTCG) taxed at 12.5%

* "Equity-oriented fund" means a fund set up under a scheme of a mutual fund specified under clause (23D) of section 10 and, —

(i) in a case where the fund invests in the units of another fund which is traded on a recognized stock exchange, —

(A) a minimum of ninety per cent of the total proceeds of such fund is invested in the units of such other fund; and

(B) such other fund also invests a minimum of ninety per cent of its total proceeds in the equity shares of domestic companies listed on a recognized stock exchange; and

(ii) in any other case, a minimum of sixty-five per cent of the total proceeds of such fund is invested in the equity shares of domestic companies listed on a recognized stock exchange

Provided that the percentage of equity shareholding or unit held in respect of the fund, as the case may be, shall be computed with reference to the annual average of the monthly averages of the opening and closing figures

Securities Transaction Tax (STT) rates have been revised, which shall come in force from 01 Oct 2024 Options: 0.15% Futures: 0.05%

It is assumed that investor is taxed at maximum marginal rate of tax.

\$ There is no tax implication on capital gains arising out of portfolio rebalancing within the Mutual Fund Scheme.

Investors should consult their financial advisers if they are not clear about the suitability of the product. MF: Mutual Fund.

Source: Mirae Asset Internal Research, Data as on 30th April, 2026

M for....

Investment Experience

- Relatively less polarity in returns.
- May smoothen volatility
- Better investment experience.
- All weather long term investing

Combination of assets

- Comparatively lower correlation between asset classes
- Has sailed through different market phases.
- Gold & Debt have acted as Hedge against bear market
- Relatively better downside protection

Internal Framework

- Higher PB based
- Lower bond yield & earnings yield spread
- Net equity levels: 40% to 75%
- View based flexibility to fund manager

Multi

Equity

- Net equity levels between 40% to 75%
- Mix of top-down & bottom-up stock selection
- Anchored by GARP
- Large cap biased

Debt

- Allocation across debt instruments
- High liquidity focused
- Buy & Hold
- May act as an stability provider

Commodities

- Opportunistic position in permissible commodities
- Gold tilted
- Long term play & potential wealth creation

Snapshot of the presentation.

Commodity includes Gold ETFs, Silver ETFs, Exchange Traded Commodity Derivatives (ETCDs). For detailed asset allocation, refer SID.

Mirae Asset Mutual Fund Offerings Under Hybrid Category

	Mirae Asset Aggressive Hybrid Fund	Mirae Asset Equity Savings Fund	Mirae Asset Arbitrage Fund	Mirae Asset Balanced Advantage Fund	Mirae Asset Multi Asset Allocation Fund
Net Equity	74.89%	37.95%	-	53.94%	54.91%
Arbitrage	-	29.14%	80.26%	13.35%	12.38%
Commodity ETF	-	-	-	-	12.89%
Debt & Money Market & Others	25.11%	32.91%	19.74%	32.71%	19.82%

Portfolio Psychographics

MIRAE ASSET MULTI ASSET ALLOCATION FUND

(An open-ended equity scheme investing in equity, debt & money market instruments, Gold ETFs, Silver ETFs and exchange traded commodity derivatives)

Investments in Fund

Equity and equity related instruments: 65-80%

Debt securities and money market instruments: 10-25%

Gold ETFs, Silver ETFs, & Exchange Traded Commodity Derivatives (ETCDs): 10-25%

Units issued by InvITs: 0-10%

Investment Framework[^]

Invest in diversified portfolio of domestic equity, International equity, debt & money market instruments, Gold ETFs, Silver ETFs and exchange traded commodity derivatives.

Why Mirae Asset Multi Asset Allocation Fund?

Investment across asset class spectrum of equity, debt & money market instruments and Gold ETFs, Silver ETFs and exchange traded commodity derivatives.

Seeks to benefit from low correlation among the asset classes with a view to provide risk-adjusted returns.

Fund Managers

Equity Portion



Mr. Harshad Borawake
(since January 31, 2024)

Debt Portion



Mr. Basant Bafna
(since December 27, 2025)

Commodity Portion



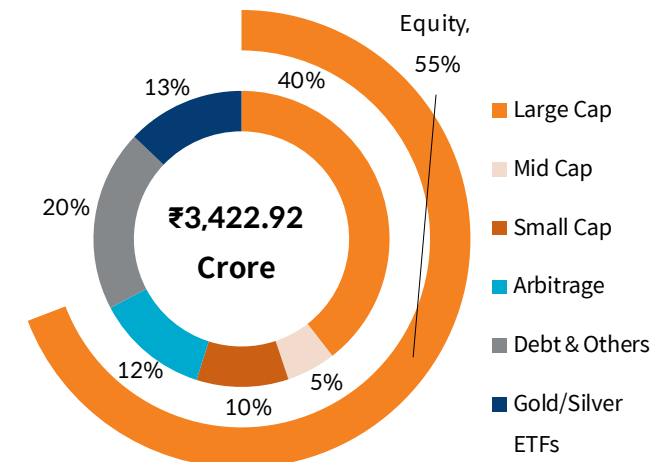
Mr. Ritesh Patel
(since January 31, 2024)

Foreign Equities Portion



Mr. Siddharth Srivastava
(since January 31, 2024)

Asset Allocation and Net AUM of Fund



Fund Inception

31st Jan 2024

Category

Multi Asset Allocation

Benchmark

65% Nifty 500 (TRI) + 25% Nifty Short Duration Debt Index
+ 7.5% Domestic Price of Gold + 2.5% Domestic Price of Silver

Goal

Wealth Creation

Ideal Investment Horizon

5+ Years

Risk Profile

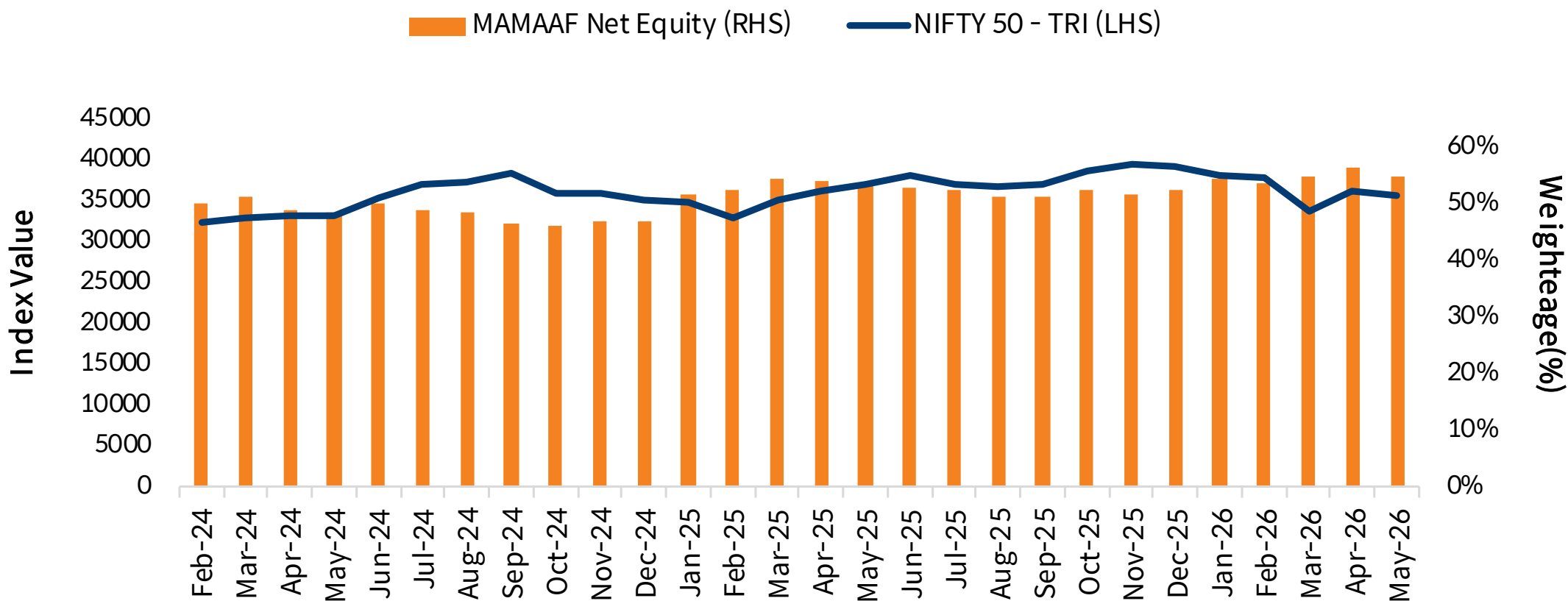
Very High Risk

Source: Internal and AceMF, May 31, 2026

[^]The investment Framework stated above may change from time to time without any notice and shall be in accordance with the strategy as mentioned in the Scheme Information Document of the scheme. Pursuant to Clause 3.9 of Part IV of SEBI Master Circular dated March 20, 2026, the universe of "Large Cap" shall consist of top 100 entities, "Mid Cap" shall consist of 101st to 250th entities, "Small Cap" shall consist of 251st and onwards entities in terms of full market capitalization.

For detailed AAUM disclosure, please visit: [https://www.miraeassetmf.co.in/docs/default-source/other-disclosure/average-assets-under-management-\(aaum\)-disclosure-\(monthly\)-may-2026.xlsx](https://www.miraeassetmf.co.in/docs/default-source/other-disclosure/average-assets-under-management-(aaum)-disclosure-(monthly)-may-2026.xlsx)

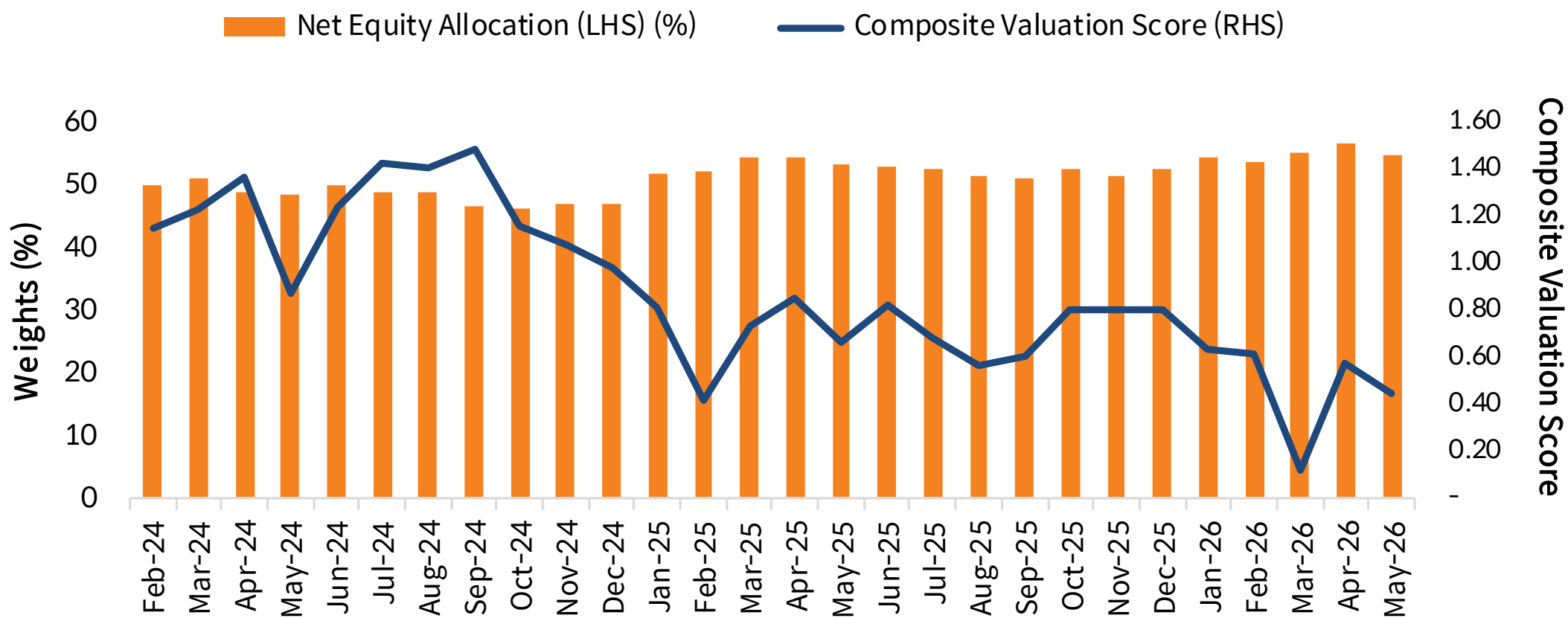
MAMAAF: Net Equity Allocation vs Nifty 50 – TRI



Net equity allocation in line with varying market conditions

MAMAAF: Net Equity Allocation & Composite Score

Composite Score & Net Equity Allocation Trend



Net Equity Allocation has been fairly dynamic & largely driven by the underlying framework

This is the current investment framework which may change in future without prior notice

Source: Internal, AceMF; Above data as on May 31, 2026. *Portfolios may or may not change. For complete portfolio of the scheme please visit <https://www.miraeassetmf.co.in/docs/default-source/portfolios/mamaaf-may2026.xlsx>

Equity Snapshot

Portfolio Top 10 Holdings	Allocation
HDFC Bank Ltd.	4.78%
ICICI Bank Ltd.	4.28%
State Bank of India	2.65%
Bharti Airtel Ltd.	2.59%
Reliance Industries Ltd.	2.33%
Axis Bank Ltd.	1.82%
Larsen & Toubro Ltd.	1.80%
Eternal Ltd.	1.44%
Shriram Finance Ltd.	1.34%
NTPC Ltd.	1.32%
Others	42.94%
Equity Holdings Total	67.29%

Portfolio Top 10 Sectors	Allocation
Banks	15.95%
Pharmaceuticals & Biotechnology	4.42%
Automobiles	3.59%
Finance	3.37%
Telecom - Services	3.21%
Power	3.16%
Capital Markets	2.78%
Retailing	2.73%
Petroleum Products	2.72%
Consumer Durables	2.65%
Others	22.71%

No. of Stocks	Top 10 Stocks	Top 5 Sectors
133	24.35%	30.54%

The sector(s)/stock(s)/issuer(s) mentioned in this presentation do not constitute any research report/recommendation of the same and the fund may or may not have any future position in these sector(s)/stock(s)/issuer(s). For complete portfolio of the scheme, please visit the website <https://www.miraeassetmf.co.in/docs/default-source/portfolios/mamaaf-may2026.xlsx>
 Source: Internal, Data as on May 31, 2026

Mirae Asset Multi Asset Allocation Fund– Lumpsum Report Card



Performance Report

Period	Mirae Asset Multi Asset Allocation Fund	Scheme Benchmark*	Additional Benchmark**
Last 1 Year	11.62%	8.55%	-7.21%
Since Inception	13.00%	11.54%	2.96%
Value of Rs. 10000 invested (in Rs.) Since Inception	13,289	12,891	10,701
NAV as on 29th May 2026	₹13.289		
Index Value 29th May 2026	Index Value of Scheme Benchmark is 128.910 and BSE Sensex (TRI) is 1,17,657.243		
Allotment Date	31 st January 2024		
Scheme Benchmark	*65% Nifty 500 (TRI) + 25% Nifty Short Duration Debt Index + 7.5% Domestic Price of Gold + 2.5% Domestic Price of Silver		
Additional Benchmark	**BSE Sensex (TRI)		

Fund Managers : Mr. Harshad Borawake (Equity Portion) (since January 31, 2024), Mr. Siddharth Srivastava (Dedicated Fund Manager for Overseas Investments) (since January 31, 2024), Mr. Ritesh Patel (Dedicated Fund Manager for Commodity Investments) (since January 31, 2024), Mr. Basant Bafna (Debt portion) (since December 27, 2025)

Note: Returns (%) for less than 1 year calculated on simple annualized basis, others are CAGR- Compounded Annualized Growth returns.

Latest available NAV has been taken for return calculation wherever applicable

Past Performance may or may not be sustained in future.

Source: Internal Data & Calculation, May 29, 2026.

Note 1: Different Plans under the scheme has different expense structure. The reference and details provided here in are of Regular Plan - Growth Option.

For computation of since inception returns (%) the allotment NAV has been taken as Rs. 10.00.

For computation of since inception returns (%) the allotment NAV has been taken as ₹1000.00 for Mirae Asset Liquid Fund, Mirae Asset Low Duration, Fund Mirae Asset Overnight Fund, Mirae Asset Money Market Fund & Mirae Asset Ultra Short Duration Fund and ₹10.00 for all other schemes.

Mirae Asset Multi Asset Allocation Fund– SIP Report Card



SIP Performance

Period	Since Inception	1 Year
Total Amount Invested (in Rs.)	2,80,000	1,20,000
Mkt Value as on 29 th May 2026 (in Rs.)	3,20,298	1,25,740
Fund Return ^{&} (%)	11.63	9.14
Benchmark Return ^{&} (%)	8.98	6.34
Add. Benchmark Return ^{&} (%)	-3.50	-13.54

Past Performance may or may not be sustained in future.

Data as on May 29, 2026

Note: For computation of since inception returns (%) the allotment NAV has been taken as ₹10.00.

The above table shows performance since inception for Mirae Asset Multi Asset Allocation Fund - Regular Plan - Growth Option.

Note:1. Different Plans under the scheme has different expense structure. The reference and details provided here in are of Regular Plan - Growth Option & Scheme Benchmark - 65% Nifty 500 (TRI) + 25% Nifty Short Duration Debt Index + 7.5% Domestic Price of Gold + 2.5% Domestic Price of Silver

&The SIP returns are calculated by XIRR approach assuming investment of 10,000/- on the 1st working day of every month.

For performance in SEBI format, refer to slide 27.

Performance of other funds managed by the same fund manager (Lumpsum returns)

Mirae Asset Low Duration Fund - Fund Managers - Mr. Basant Bafna
(Low Duration Fund - An open-ended low duration debt scheme investing in instruments with Macaulay duration* of the portfolio between 6 months and 12 months (*Refer page no. 15 of SID). A moderate interest rate risk and moderate credit risk.)

Period	Mirae Asset Low Duration Fund	Scheme Benchmark*	Additional Benchmark**
Last 1 Year	5.12%	5.68%	-0.03%
Last 3 Years	6.61%	6.97%	5.99%
Last 5 Years	5.69%	6.05%	4.72%
Last 10 Years	5.85%	6.49%	6.04%
Since Inception	6.38%	7.18%	6.47%
Value of Rs. 10000 invested (in Rs.) Since Inception	23,659.54	26,278.02	23,939.83
NAV as on 29 th May 2026	₹2,365.9538		
Index Value 29 th May 2026	Index Value of Scheme Benchmark is 5,663.8600 and Crisil 10 yr Gilt index is 5,162.6971		
Allotment Date	26 th June 2012		
Scheme Benchmark	*Nifty Low Duration Debt Index A-I		
Additional Benchmark	**Crisil 10 yr Gilt index		

Fund Managers : Mr. Basant Bafna (since February 01, 2024)

Note: Returns (%) for less than 1 year calculated on simple annualized basis, others are CAGR- Compounded Annualized Growth returns.

Latest available NAV has been taken for return calculation wherever applicable

Inception date of Mirae Asset Low Duration Fund is March 05 2008, however since inception returns are calculated from June 26, 2012 as there were no investors in the interim period in the institutional plan.

Mirae Asset Dynamic Bond Fund - Fund Managers - Mr. Basant Bafna
(Dynamic Bond Fund - An open ended dynamic debt scheme investing across duration. A relatively high interest rate risk and relatively high credit risk)

Period	Mirae Asset Dynamic Bond Fund	Scheme Benchmark*	Scheme Benchmark * (Tier2)	Additional Benchmark**
Last 1 Year	4.58%	1.14%	5.34%	-0.03%
Last 3 Years	6.19%	6.07%	7.21%	5.99%
Last 5 Years	4.90%	5.46%	NA	4.72%
Since Inception	5.87%	6.76%	NA	5.55%
Value of Rs. 10000 invested (in Rs.) Since Inception	16,881.50	18,235.71	NA	16,417.87
NAV as on 29 th May 2026	₹16.8815			
Index Value 29 th May 2026	Index Value of Scheme Benchmark is 5,975.3980 / 1,322.2800 and Crisil 10 yr Gilt index is 5,162.6971			
Allotment Date	24 th March 2017			
Scheme Benchmark	*Tier-1-CRISIL Dynamic Bond A-III Index *Tier-2-Nifty PSU Bond Plus SDL April 2027 50:50 Index			
Additional Benchmark	**Crisil 10 yr Gilt index			

Fund Managers : Mr. Basant Bafna (since December 27, 2025)

Note: Returns (%) for less than 1 year calculated on simple annualized basis, others are CAGR- Compounded Annualized Growth returns.

Latest available NAV has been taken for return calculation wherever applicable

Mirae Asset Short Duration Fund - Fund Managers - Mr. Basant Bafna
(Short Duration Fund - An open-ended short-term debt scheme investing in instruments such that the Macaulay duration of the portfolio is between 1 year to 3 years (please refer to page no. 14 of SID). A relatively high interest rate risk and moderate credit risk)

Period	Mirae Asset Short Duration Fund	Scheme Benchmark*	Additional Benchmark**
Last 1 Year	3.19%	4.62%	-0.03%
Last 3 Years	6.23%	6.95%	5.99%
Last 5 Years	5.36%	5.96%	4.72%
Since Inception	6.11%	6.80%	6.32%
Value of Rs. 10000 invested (in Rs.) Since Inception	16,270.00	17,161.33	16,534.05
NAV as on 29 th May 2026	₹16.2700		
Index Value 29 th May 2026	Index Value of Scheme Benchmark is 5,239.8933 and Crisil 10 yr Gilt index is 5,162.6971		
Allotment Date	16 th March 2018		
Scheme Benchmark	*CRISIL Short Duration Debt A-II Index		
Additional Benchmark	**Crisil 10 yr Gilt index		

Fund Managers : Mr. Basant Bafna (since January 18, 2020)

Note: Returns (%) for less than 1 year calculated on simple annualized basis, others are CAGR- Compounded Annualized Growth returns.

Latest available NAV has been taken for return calculation wherever applicable

Mirae Asset Ultra Short Duration Fund - Fund Managers - Mr. Basant Bafna
(Ultra Short Duration Fund - An Open ended ultra-short-term debt scheme investing in instruments such that the Macaulay duration* of the portfolio is between 3 months to 6 months (*please refer to page no. 15 of SID). A relatively low interest rate risk and moderate credit risk.)

Period	Mirae Asset Ultra Short Duration Fund	Scheme Benchmark*	Additional Benchmark**
Last 1 Year	6.00%	6.16%	3.96%
Last 3 Years	7.04%	7.13%	6.34%
Last 5 Years	6.18%	6.30%	5.60%
Since Inception	5.86%	6.00%	5.38%
Value of Rs. 10000 invested (in Rs.) Since Inception	13,791.36	13,890.39	13,439.99
NAV as on 29 th May 2026	₹1,379.1360		
Index Value 29 th May 2026	Index Value of Scheme Benchmark is 5,775.4300 and Crisil 1 Year T-bill is 8,063.7833		
Allotment Date	7 th October 2020		
Scheme Benchmark	*Nifty Ultra Short Duration Debt Index A-I		
Additional Benchmark	**Crisil 1 Year T-bill		

Fund Managers : Mr. Basant Bafna (since January 16, 2023)

Note: Returns (%) for less than 1 year calculated on simple annualized basis, others are CAGR- Compounded Annualized Growth returns.

Latest available NAV has been taken for return calculation wherever applicable

Past Performance may or may not be sustained in future. Source: Internal data & Calculation, NAV data as on May 29, 2026;

Note:1. Different Plans under the scheme has different expense structure. The reference and details provided herein are of Regular Plan - Growth Option.; For computation of since inception returns (%) the allotment NAV has been taken as Rs. 10.00 for the Schemes The calculations of returns shall assume reinvestment of all payouts at the then prevailing NAV. CAGR - Compounded Annualized Growth returns. NAV (per unit) is at the end of the period. In case, the start / end date of the concerned period is a non-business date (NBD), the NAV of the previous date is considered for computation of returns.

Pursuant to clause 14.2.2 of Chapter 14 in SEBI master circular dated March 20, 2026. Mirae Asset Infrastructure Fund, Mirae Asset Nifty Top 20 Equal Weight ETF, Mirae Asset Nifty 500 Healthcare ETF and Mirae Asset Silver ETF FOF is in existence for less than 6 months, hence performance shall not be provided.

Performance of other funds managed by the same fund manager (Lumpsum returns)

Mirae Asset Aggressive Hybrid Fund - Fund Managers - Mr. Harshad Borawake, Mr. Vrijesh Kasera and Mr. Basant Bafna (Aggressive Hybrid Fund - An open ended hybrid scheme investing predominantly in equity and equity related instruments)			
Period	Mirae Asset Aggressive Hybrid Fund	Scheme Benchmark*	Additional Benchmark**
Last 1 Year	2.59%	0.48%	-7.21%
Last 3 Years	11.64%	10.70%	7.32%
Last 5 Years	10.24%	9.83%	8.85%
Last 10 Years	12.18%	11.80%	12.21%
Since Inception	11.46%	11.04%	10.96%
Value of Rs. 10000 invested (in Rs.) Since Inception	32,413.00	31,133.64	30,877.41
NAV as on 29 th May 2026	₹32.413		
Index Value 29 th May 2026	Index Value of Scheme Benchmark is 20,658.420 and BSE Sensex (TRI) is 1,17,657.243		
Allotment Date	29 th July 2015		
Scheme Benchmark	*CRISIL Hybrid 35+65 - Aggressive Index		
Additional Benchmark	**BSE Sensex (TRI)		

Fund Managers: Mr. Harshad Borawake (Equity Portion) (since April 01, 2020), Mr. Vrijesh Kasera (Equity Portion) (since April 01, 2020), Mr. Basant Bafna (Debt portion) (since December 27, 2025)
 Note: Returns (%) for less than 1 year calculated on simple annualized basis, others are CAGR-Compounded Annualized Growth returns.
 Latest available NAV has been taken for return calculation wherever applicable

Mirae Asset Equity Savings Fund - Fund Managers - Mr. Harshad Borawake, Mr. Vrijesh Kasera, Ms. Bharti Sawant and Mr. Basant Bafna (Equity Savings Fund - An open ended scheme investing in equity, arbitrage and debt)			
Period	Mirae Asset Equity Savings Fund	Scheme Benchmark*	Additional Benchmark**
Last 1 Year	3.78%	2.48%	-0.03%
Last 3 Years	9.93%	8.30%	5.99%
Last 5 Years	8.75%	7.73%	4.72%
Since Inception	10.29%	8.82%	6.09%
Value of Rs. 10000 invested (in Rs.) Since Inception	20,744.00	18,774.28	15,530.34
NAV as on 29 th May 2026	₹20.744		
Index Value 29 th May 2026	Index Value of Scheme Benchmark is 6,376.910 and Crisil 10 yr Gilt Index is 5,162.697		
Allotment Date	17 th December 2018		
Scheme Benchmark	*Nifty Equity Savings Index		
Additional Benchmark	**Crisil 10 yr Gilt Index		

Fund Managers: Mr. Harshad Borawake, Mr. Vrijesh Kasera (Equity portion) (since October 12, 2019), Ms. Bharti Sawant (Equity portion) (since December 28, 2020), Mr. Basant Bafna (Debt portion) (since December 27, 2025)
 Note: Returns (%) for less than 1 year calculated on simple annualized basis, others are CAGR-Compounded Annualized Growth returns.
 Latest available NAV has been taken for return calculation wherever applicable

Mirae Asset Nifty Next 50 ETF (NSE Symbol: NEXF50, BSE Scrip Code: 542922) - Fund Managers - Ms. Ekta Gala and Mr. Ritesh Patel (Exchange Traded Fund (ETF) - An open ended scheme replicating/tracking Nifty Next 50 Total Return Index)			
Period	Mirae Asset Nifty Next 50 ETF	Scheme Benchmark*	Additional Benchmark**
Last 1 Year	7.45%	7.53%	-7.21%
Last 3 Years	19.93%	20.09%	7.32%
Last 5 Years	14.28%	14.48%	8.85%
Since Inception	15.60%	16.04%	10.98%
Value of Rs. 10000 invested (in Rs.) Since Inception	25,100.12	25,711.97	19,368.60
NAV as on 29 th May 2026	₹731.7640		
Index Value 29 th May 2026	Index Value of Scheme Benchmark is 1,02,539.9300 and BSE Sensex (TRI) is 1,17,657.2429		
Allotment Date	24 th January 2020		
Scheme Benchmark	*Nifty Next 50 Index (TRI)		
Additional Benchmark	**BSE Sensex (TRI)		

Fund Managers: Ms. Ekta Gala (since December 28, 2020), Mr. Ritesh Patel (since March 12, 2025)
 Note: Returns (%) for less than 1 year calculated on simple annualized basis, others are CAGR-Compounded Annualized Growth returns.
 Latest available NAV has been taken for return calculation wherever applicable

Past Performance may or may not be sustained in future. Source: Internal data & Calculation, NAV data as on May 29, 2026;

Note:1. Different Plans under the scheme has different expense structure. The reference and details provided herein are of Regular Plan - Growth Option.; For computation of since inception returns (%) the allotment NAV has been taken as Rs. 10.00 for the Schemes The calculations of returns shall assume reinvestment of all payouts at the then prevailing NAV. CAGR - Compounded Annualized Growth returns. NAV (per unit) is at the end of the period. In case, the start / end date of the concerned period is a non-business date (NBD), the NAV of the previous date is considered for computation of returns.
 Pursuant to clause 14.2.2 of Chapter 14 in SEBI master circular dated March 20, 2026. Mirae Asset Infrastructure Fund, Mirae Asset Nifty Top 20 Equal Weight ETF, Mirae Asset Nifty 500 Healthcare ETF and Mirae Asset Silver ETF FOF is in existence for less than 6 months, hence performance shall not be provided.

Mirae Asset Balanced Advantage Fund - Fund Managers - Mr. Harshad Borawake and Mr. Basant Bafna (Balanced Advantage Fund - An open-ended Dynamic Asset Allocation Fund)			
Period	Mirae Asset Balanced Advantage Fund	Scheme Benchmark*	Additional Benchmark**
Last 1 Year	2.48%	-1.65%	-3.84%
Last 3 Years	10.36%	7.81%	9.54%
Since Inception	9.80%	7.81%	9.00%
Value of Rs. 10000 invested (in Rs.) Since Inception	14,265.00	13,305.53	13,876.33
NAV as on 29 th May 2026	₹14.265		
Index Value 29 th May 2026	Index Value of Scheme Benchmark is 15,870.240 and Nifty 50 Index (TRI) is 35,552.640		
Allotment Date	11 th August 2022		
Scheme Benchmark	*Nifty 50 Hybrid Composite Debt 50:50 Index		
Additional Benchmark	**Nifty 50 Index (TRI)		

Fund Managers: Mr. Harshad Borawake (Equity portion) (since August 11, 2022), Mr. Basant Bafna (Debt portion) (since December 27, 2025)
 Note: Returns (%) for less than 1 year calculated on simple annualized basis, others are CAGR-Compounded Annualized Growth returns.
 Latest available NAV has been taken for return calculation wherever applicable

Mirae Asset Nifty 50 ETF (NSE Symbol: NIFTYETF, BSE Scrip Code: 542131) - Fund Managers - Ms. Ekta Gala and Mr. Ritesh Patel (Exchange Traded Fund (ETF) - An open ended scheme replicating/tracking Nifty 50 Index)			
Period	Mirae Asset Nifty 50 ETF	Scheme Benchmark*	Additional Benchmark**
Last 1 Year	-3.88%	-3.84%	-7.21%
Last 3 Years	9.48%	9.54%	7.32%
Last 5 Years	9.81%	9.88%	8.85%
Since Inception	12.28%	12.40%	11.69%
Value of Rs. 10000 invested (in Rs.) Since Inception	23,914.68	24,096.90	22,985.70
NAV as on 29 th May 2026	₹254.8396		
Index Value 29 th May 2026	Index Value of Scheme Benchmark is 35,552.6400 and BSE Sensex (TRI) is 1,17,657.2429		
Allotment Date	20 th November 2018		
Scheme Benchmark	*Nifty 50 Index (TRI)		
Additional Benchmark	**BSE Sensex (TRI)		

Fund Managers: Ms. Ekta Gala (since December 28, 2020), Mr. Ritesh Patel (since March 12, 2025)
 Note: Returns (%) for less than 1 year calculated on simple annualized basis, others are CAGR-Compounded Annualized Growth returns.
 Latest available NAV has been taken for return calculation wherever applicable

Mirae Asset Nifty Financial Services ETF (NSE Symbol: BFSI, BSE Scrip Code: 543323) - Fund Managers - Ms. Ekta Gala and Mr. Ritesh Patel (Exchange Traded Fund (ETF) - An open ended scheme replicating/tracking Nifty Financial Services Total Return Index)			
Period	Mirae Asset Nifty Financial Services ETF	Scheme Benchmark*	Additional Benchmark**
Last 1 Year	-3.54%	-3.37%	-7.21%
Last 3 Years	10.04%	10.18%	7.32%
Since Inception	10.11%	10.27%	8.79%
Value of Rs. 10000 invested (in Rs.) Since Inception	15,930.41	16,042.00	15,027.42
NAV as on 29 th May 2026	₹26.2358		
Index Value 29 th May 2026	Index Value of Scheme Benchmark is 32,244.6800 and BSE Sensex (TRI) is 1,17,657.2429		
Allotment Date	30 th July 2021		
Scheme Benchmark	*Nifty Financial Services Total Return Index (TRI)		
Additional Benchmark	**BSE Sensex (TRI)		

Fund Managers: Ms. Ekta Gala (since July 30, 2021), Mr. Ritesh Patel (since March 12, 2025)
 Note: Returns (%) for less than 1 year calculated on simple annualized basis, others are CAGR-Compounded Annualized Growth returns.
 Latest available NAV has been taken for return calculation wherever applicable

Performance of other funds managed by the same fund manager (Lumpsum returns)

Mirae Asset Nifty Midcap 150 ETF (NSE Symbol: MIDCAPETF, BSE Scrip Code: 543481) - Fund Managers - Ms. Ekta Gala and Mr. Ritesh Patel (Exchange Traded Fund (ETF) - An open ended scheme replicating/tracking Nifty Midcap 150 Total Return Index)			
Period	Mirae Asset Nifty Midcap 150 ETF	Scheme Benchmark*	Additional Benchmark**
Last 1 Year	7.45%	7.49%	-7.21%
Last 3 Years	22.03%	22.14%	7.32%
Since Inception	20.59%	20.78%	9.02%
Value of Rs. 10000 invested (in Rs.) Since Inception	22,058.91	22,200.47	14,403.94
NAV as on 29 th May 2026	₹23.0273		
Index Value 29 th May 2026	Index Value of Scheme Benchmark is 28,766.8400 and BSE Sensex (TRI) is 1,17,657.2429		
Allotment Date	9 th March 2022		
Scheme Benchmark	*Nifty Midcap 150 Index (TRI)		
Additional Benchmark	**BSE Sensex (TRI)		

Fund Managers : Ms. Ekta Gala (since March 09, 2022), Mr. Ritesh Patel (since March 12, 2022)
 Note: Returns (%) for less than 1 year calculated on simple annualized basis, others are CAGR- Compounded Annualized Growth returns.
 Latest available NAV has been taken for return calculation wherever applicable

Mirae Asset BSE Sensex ETF (Formerly Known as Mirae Asset S&P BSE Sensex ETF) (NSE Symbol: SENSEXETF, BSE Scrip Code: 543999) - Fund Managers - Ms. Ekta Gala and Mr. Ritesh Patel (Exchange Traded Fund (ETF) - An open ended scheme replicating/tracking BSE Sensex Total Return Index)			
Period	Mirae Asset BSE Sensex ETF	Scheme Benchmark*	Additional Benchmark**
Last 1 Year	-7.28%	-7.21%	-3.84%
Since Inception	5.95%	6.03%	8.21%
Value of Rs. 10000 invested (in Rs.) Since Inception	11,665.16	11,690.69	12,341.34
NAV as on 29 th May 2026	₹76.7899		
Index Value 29 th May 2026	Index Value of Scheme Benchmark is 1,17,657.2429 and Nifty 50 (TRI) is 35,552.6400		
Allotment Date	29 th September 2023		
Scheme Benchmark	*BSE Sensex (TRI)		
Additional Benchmark	**Nifty 50 (TRI)		

Fund Managers : Ms. Ekta Gala (since September 29, 2023), Mr. Ritesh Patel (since March 12, 2025)
 Note: Returns (%) for less than 1 year calculated on simple annualized basis, others are CAGR- Compounded Annualized Growth returns.
 Latest available NAV has been taken for return calculation wherever applicable

Mirae Asset NYSE FANG + ETF (NSE Symbol: MAFANG, BSE Scrip Code: 543291) - Fund Managers - Mr. Siddharth Srivastava (Exchange Traded Fund (ETF) - An open ended scheme replicating/tracking NYSE FANG + Total Return Index)			
Period	Mirae Asset NYSE FANG + ETF	Scheme Benchmark*	Additional Benchmark**
Last 1 Year	48.05%	49.10%	-7.21%
Last 3 Years	42.97%	44.07%	7.32%
Last 5 Years	28.95%	29.86%	9.09%
Since Inception	28.37%	29.15%	10.05%
Value of Rs. 10000 invested (in Rs.) Since Inception	35,431.30	36,537.41	16,240.47
NAV as on 29 th May 2026	₹172.1855		
Index Value 29 th May 2026	Index Value of Scheme Benchmark is 24,364.6595 and BSE Sensex (TRI) is 1,17,657.2429		
Allotment Date	6 th May 2021		
Scheme Benchmark	*NYSE FANG + Index (TRI) (INR)		
Additional Benchmark	**BSE Sensex (TRI)		

Fund Managers : Mr. Siddharth Srivastava (since May 04, 2021)
 Note: Returns (%) for less than 1 year calculated on simple annualized basis, others are CAGR- Compounded Annualized Growth returns.
 Latest available NAV has been taken for return calculation wherever applicable

Mirae Asset Nifty500 Multicap 50:25:25 ETF (NSE Symbol: MULTICAP, BSE Scrip Code: 544241) - Fund Managers - Ms. Ekta Gala and Mr. Ritesh Patel (Exchange Traded Fund (ETF) - An open ended scheme replicating/tracking Nifty500 Multicap 50:25:25 Total Return Index)			
Period	Mirae Asset Nifty500 Multicap 50:25:25 ETF	Scheme Benchmark*	Additional Benchmark**
Last 1 Year	1.24%	1.43%	-3.84%
Since Inception	-1.71%	-1.46%	-2.95%
Value of Rs. 10000 invested (in Rs.) Since Inception	9,703.81	9,746.95	9,490.39
NAV as on 29 th May 2026	₹16.1057		
Index Value 29 th May 2026	Index Value of Scheme Benchmark is 20,909.1400 and Nifty 50 (TRI) is 35,552.6400		
Allotment Date	30 th August 2024		
Scheme Benchmark	*Nifty500 Multicap 50:25:25 (TRI)		
Additional Benchmark	**Nifty 50 (TRI)		

Fund Managers : Ms. Ekta Gala (since August 30, 2024), Mr. Ritesh Patel (since March 12, 2025)
 Note: Returns (%) for less than 1 year calculated on simple annualized basis, others are CAGR- Compounded Annualized Growth returns.
 Latest available NAV has been taken for return calculation wherever applicable

Mirae Asset Nifty Smallcap 250 ETF (NSE Symbol: SMALL250, BSE Scrip Code: 544605) - Fund Managers - Ms. Ekta Gala and Mr. Ritesh Patel (Exchange Traded Fund (ETF) - An open-ended scheme replicating/tracking Nifty Smallcap 250 Total Return Index)			
Period	Mirae Asset Nifty Smallcap 250 ETF	Scheme Benchmark*	Additional Benchmark**
6 Months (Simple Annualized)	3.41%	3.42%	-19.78%
Since Inception (Simple Annualized)	-0.09%	0.06%	-13.19%
Value of Rs. 10000 invested (in Rs.) Since Inception	9,995.06	10,003.31	9,266.49
NAV as on 29 th May 2026	₹17.0117		
Index Value 29 th May 2026	Index Value of Scheme Benchmark is 21,635.0900 and Nifty 50 (TRI) is 35,552.6400		
Allotment Date	7 th November 2025		
Scheme Benchmark	*Nifty Smallcap 250 (TRI)		
Additional Benchmark	**Nifty 50 (TRI)		

Fund Managers : Ms. Ekta Gala (since November 07, 2025), Mr. Ritesh Patel (since November 07, 2025)
 Note: Returns (%) for less than 1 year calculated on simple annualized basis, others are CAGR- Compounded Annualized Growth returns.
 Latest available NAV has been taken for return calculation wherever applicable

Mirae Asset S&P 500 TOP 50 ETF (NSE Symbol: MASPTOP50, BSE Scrip Code: 543365) - Fund Managers - Mr. Siddharth Srivastava (Exchange Traded Fund (ETF) - An open ended scheme replicating/tracking S&P 500 Top 50 Total Return Index)			
Period	Mirae Asset S&P 500 TOP 50 ETF	Scheme Benchmark*	Additional Benchmark**
Last 1 Year	45.76%	47.02%	-7.21%
Last 3 Years	31.02%	32.30%	7.32%
Since Inception	21.68%	22.86%	6.61%
Value of Rs. 10000 invested (in Rs.) Since Inception	25,104.39	26,263.22	13,501.52
NAV as on 29 th May 2026	₹68.7785		
Index Value 29 th May 2026	Index Value of Scheme Benchmark is 14,010.7000 and BSE Sensex (TRI) is 1,17,657.2429		
Allotment Date	20 th September 2021		
Scheme Benchmark	*S&P 500 Top 50 (TRI) (INR)		
Additional Benchmark	**BSE Sensex (TRI)		

Fund Managers : Mr. Siddharth Srivastava (since September 20, 2021)
 Note: Returns (%) for less than 1 year calculated on simple annualized basis, others are CAGR- Compounded Annualized Growth returns.
 Latest available NAV has been taken for return calculation wherever applicable

Past Performance may or may not be sustained in future. Source: Internal data & Calculation, NAV data as on May 29, 2026;

Note:1. Different Plans under the scheme has different expense structure. The reference and details provided herein are of Regular Plan - Growth Option.; For computation of since inception returns (%) the allotment NAV has been taken as Rs. 10.00 for the Schemes The calculations of returns shall assume reinvestment of all payouts at the then prevailing NAV. CAGR - Compounded Annualized Growth returns. NAV (per unit) is at the end of the period. In case, the start / end date of the concerned period is a non-business date (NBD), the NAV of the previous date is considered for computation of returns.

Pursuant to clause 14.2.2 of Chapter 14 in SEBI master circular dated March 20, 2026. Mirae Asset Infrastructure Fund, Mirae Asset Nifty Top 20 Equal Weight ETF, Mirae Asset Nifty 500 Healthcare ETF amd Mirae Asset Silver ETF FOF is in existence for less than 6 months, hence performance shall not be provided.

Performance of other funds managed by the same fund manager (Lumpsum returns)

Mirae Asset Hang Seng TECH ETF (NSE Symbol: MAHKTECH, BSE Scrip Code: 543414) - Fund Managers - Mr. Siddharth Srivastava (Exchange Traded Fund (ETF) - An open ended scheme replicating/tracking Hang Seng TECH Total Return Index (INR))

Period	Mirae Asset Hang Seng TECH ETF	Scheme Benchmark*	Additional Benchmark**
Last 1 Year	5.25%	6.04%	-7.21%
Last 3 Years	15.92%	16.75%	7.32%
Since Inception	1.63%	2.35%	7.62%
Value of Rs. 10000 invested (in Rs.) Since Inception	10,750.45	11,097.06	13,897.53
NAV as on 29 th May 2026	₹19.8421		
Index Value 29 th May 2026	Index Value of Scheme Benchmark is 6,858.9600 and BSE Sensex (TRI) is 1,17,657.2429		
Allotment Date	6 th December 2021		
Scheme Benchmark	*Hang Seng TECH Index (TRI) (INR)		
Additional Benchmark	**BSE Sensex (TRI)		

Fund Managers: Mr. Siddharth Srivastava (since December 06, 2021)
 Note: Returns (%) for less than 1 year calculated on simple annualized basis, others are CAGR-Compounded Annualized Growth returns.
 Latest available NAV has been taken for return calculation wherever applicable

Mirae Asset Nifty Bank ETF (NSE Symbol: BANKETF, BSE Scrip Code: 543944) - Fund Managers - Ms. Ekta Gala and Mr. Ritesh Patel (Exchange Traded Fund (ETF) - An open ended scheme replicating/tracking Nifty Bank Total Return Index)

Period	Mirae Asset Nifty Bank ETF	Scheme Benchmark*	Additional Benchmark**
Last 1 Year	-2.06%	-1.94%	-3.84%
Since Inception	6.37%	6.55%	7.08%
Value of Rs. 10000 invested (in Rs.) Since Inception	11,930.69	11,989.36	12,162.35
NAV as on 29 th May 2026	₹51.0414		
Index Value 29 th May 2026	Index Value of Scheme Benchmark is 75,764.0600 and Nifty 50 (TRI) is 35,552.6400		
Allotment Date	20 th July 2023		
Scheme Benchmark	*Nifty Bank Index (TRI)		
Additional Benchmark	**Nifty 50 (TRI)		

Fund Managers: Ms. Ekta Gala (since July 20, 2023), Mr. Ritesh Patel (since March 12, 2025)
 Note: Returns (%) for less than 1 year calculated on simple annualized basis, others are CAGR-Compounded Annualized Growth returns.
 Latest available NAV has been taken for return calculation wherever applicable

Mirae Asset Silver ETF (NSE Symbol: SILVERAG, BSE Scrip Code: 543922) - Fund Managers - Mr. Ritesh Patel and Mr. Akshay Udeshi (Co-fund manager) (Exchange Traded Fund (ETF) - An open ended scheme replicating/tracking Domestic Price of Silver)

Period	Mirae Asset Silver ETF	Scheme Benchmark*	Additional Benchmark**
Last 1 Year	164.53%	170.81%	-3.84%
Since Inception	51.40%	53.63%	9.53%
Value of Rs. 10000 invested (in Rs.) Since Inception	34,310.42	35,834.74	13,106.07
NAV as on 29 th May 2026	₹253.8841		
Index Value 29 th May 2026	Index Value of Scheme Benchmark is 263,371.0000 and Nifty 50 (TRI) is 35,552.6400		
Allotment Date	9 th June 2023		
Scheme Benchmark	*Domestic Price of Physical Silver†		
Additional Benchmark	**Nifty 50 (TRI)		

Fund Managers: Mr. Ritesh Patel (since June 09, 2023), Mr. Akshay Udeshi (Co-fund manager) (since August 28, 2023)
 Note: Returns (%) for less than 1 year calculated on simple annualized basis, others are CAGR-Compounded Annualized Growth returns.
 Latest available NAV has been taken for return calculation wherever applicable

Past Performance may or may not be sustained in future. Source: Internal data & Calculation, NAV data as on May 29, 2026;

Note:1. Different Plans under the scheme has different expense structure. The reference and details provided herein are of Regular Plan - Growth Option.; For computation of since inception returns (%) the allotment NAV has been taken as Rs. 10.00 for the Schemes The calculations of returns shall assume reinvestment of all payouts at the then prevailing NAV. CAGR - Compounded Annualized Growth returns. NAV (per unit) is at the end of the period. In case, the start / end date of the concerned period is a non-business date (NBD), the NAV of the previous date is considered for computation of returns.

Pursuant to notice cum addendum no. 29/2026, Benchmark of the scheme has been changed with effect from April 08, 2026.

Pursuant to clause 14.2.2 of Chapter 14 in SEBI master circular dated March 20, 2026. Mirae Asset Infrastructure Fund, Mirae Asset Nifty Top 20 Equal Weight ETF, Mirae Asset Nifty 500 Healthcare ETF and Mirae Asset Silver ETF FOF is in existence for less than 6 months, hence performance shall not be provided.

Mirae Asset Nifty IT ETF (NSE Symbol: ITETF, BSE Scrip Code: 544006) - Fund Managers - Ms. Ekta Gala and Mr. Ritesh Patel (Exchange Traded Fund (ETF) - An open-ended scheme replicating/tracking Nifty IT Total Return Index)

Period	Mirae Asset Nifty IT ETF	Scheme Benchmark*	Additional Benchmark**
Last 1 Year	-20.30%	-20.25%	-7.21%
Since Inception	-0.89%	-0.76%	6.43%
Value of Rs. 10000 invested (in Rs.) Since Inception	9,769.59	9,802.48	11,764.24
NAV as on 29 th May 2026	₹30.7443		
Index Value 29 th May 2026	Index Value of Scheme Benchmark is 41,862.2100 and BSE Sensex (TRI) is 1,17,657.2429		
Allotment Date	20 th October 2023		
Scheme Benchmark	*Nifty IT (TRI)		
Additional Benchmark	**BSE Sensex (TRI)		

Fund Managers: Ms. Ekta Gala (since October 20, 2023), Mr. Ritesh Patel (since March 12, 2025)
 Note: Returns (%) for less than 1 year calculated on simple annualized basis, others are CAGR-Compounded Annualized Growth returns.
 Latest available NAV has been taken for return calculation wherever applicable

Mirae Asset Gold ETF (NSE Symbol: GOLDETF, BSE Scrip Code: 543781) - Fund Managers - Mr. Ritesh Patel and Mr. Akshay Udeshi (Co-fund manager) (Exchange Traded Fund (ETF) - An open ended scheme replicating/tracking Domestic Price of Gold)

Period	Mirae Asset Gold ETF	Scheme Benchmark*	Additional Benchmark**
Last 1 Year	61.81%	64.07%	-3.84%
Last 3 Years	36.03%	37.43%	9.54%
Since Inception	35.02%	36.49%	10.08%
Value of Rs. 10000 invested (in Rs.) Since Inception	26,700.32	27,669.06	13,689.26
NAV as on 29 th May 2026	₹150.9340		
Index Value 29 th May 2026	Index Value of Scheme Benchmark is 1,55,96,400.0000 and Nifty 50 (TRI) is 35,552.6400		
Allotment Date	20 th February 2023		
Scheme Benchmark	*Domestic Price of Physical Gold		
Additional Benchmark	**Nifty 50 (TRI)		

Fund Managers: Mr. Ritesh Patel (since February 20, 2023), Mr. Akshay Udeshi (Co-fund manager) (since August 28, 2023)
 Note: Returns (%) for less than 1 year calculated on simple annualized basis, others are CAGR-Compounded Annualized Growth returns.
 Latest available NAV has been taken for return calculation wherever applicable

Mirae Asset Nifty LargeMidcap 250 Index Fund - Fund Managers - Ms. Ekta Gala and Mr. Ritesh Patel (An open-ended scheme replicating/tracking Nifty LargeMidcap 250 Total Return Index)

Period	Mirae Asset Nifty LargeMidcap 250 Index Fund	Scheme Benchmark*	Additional Benchmark**
Last 1 Year	1.75%	2.78%	-3.84%
Since Inception	1.42%	2.46%	-1.17%
Value of Rs. 10000 invested (in Rs.) Since Inception	10,226.80	10,395.40	9,813.71
NAV as on 29 th May 2026	₹10.2268		
Index Value 29 th May 2026	Index Value of Scheme Benchmark is 21,209.8000 and Nifty 50 (TRI) is 35,552.6400		
Allotment Date	24 th October 2024		
Scheme Benchmark	*Nifty LargeMidcap 250 (TRI)		
Additional Benchmark	**Nifty 50 (TRI)		

Fund Managers: Ms. Ekta Gala (since October 24, 2024), Mr. Ritesh Patel (since March 12, 2025)
 Note: Returns (%) for less than 1 year calculated on simple annualized basis, others are CAGR-Compounded Annualized Growth returns.
 Latest available NAV has been taken for return calculation wherever applicable

Performance of other funds managed by the same fund manager (Lumpsum returns)

Mirae Asset Global X Artificial Intelligence & Technology ETF Fund of Fund - Fund Managers - Mr. Siddharth Srivastava (Fund of Fund - An open ended fund of fund scheme investing in units of Global X Artificial Intelligence & Technology ETF)			
Period	Mirae Asset Global X Artificial Intelligence & Technology ETF Fund of Fund	Scheme Benchmark*	Additional Benchmark**
Last 1 Year	85.77%	87.74%	-3.84%
Last 3 Years	43.48%	45.12%	9.54%
Since Inception	42.56%	44.21%	9.23%
Value of Rs. 10000 invested (in Rs.) Since Inception	37,483.00	39,119.89	13,892.78
NAV as on 29 th May 2026	₹37.483		
Index Value 29 th May 2026	Index Value of Scheme Benchmark is 12,304.340 and Nifty 50 Index (TRI) is 35,552.640		
Allotment Date	7 th September 2022		
Scheme Benchmark	*Index Artificial Intelligence & Big Data Index (TRI) (INR)		
Additional Benchmark	**Nifty 50 Index (TRI)		

Fund Managers: Mr. Siddharth Srivastava (since September 07, 2022)
 Note: Returns (%) for less than 1 year calculated on simple annualized basis, others are CAGR-Compounded Annualized Growth returns.
 Latest available NAV has been taken for return calculation wherever applicable

Mirae Asset Global Electric & Autonomous Vehicles Equity Passive FOF (Formerly Known as Mirae Asset Global Electric & Autonomous Vehicles ETFs Fund of Fund) - Fund Managers - Mr. Siddharth Srivastava (Fund of Fund - An open-ended fund of fund scheme investing in overseas equity Exchange Traded Funds which are based on companies involved in development of Electric & Autonomous Vehicles and related technology, components and materials)			
Period	Mirae Asset Global Electric & Autonomous Vehicles Equity Passive FOF	Scheme Benchmark*	Additional Benchmark**
Last 1 Year	108.66%	114.45%	-3.84%
Last 3 Years	25.76%	29.40%	9.54%
Since Inception	19.56%	24.97%	9.23%
Value of Rs. 10000 invested (in Rs.) Since Inception	19,458.00	22,946.88	13,892.78
NAV as on 29 th May 2026	₹19.458		
Index Value 29 th May 2026	Index Value of Scheme Benchmark is 3,638.772 and Nifty 50 Index (TRI) is 35,552.640		
Allotment Date	7 th September 2022		
Scheme Benchmark	*Solactive Autonomous & Electric Vehicles Index (TRI) (INR)		
Additional Benchmark	**Nifty 50 Index (TRI)		

Fund Managers: Mr. Siddharth Srivastava (since September 07, 2022)
 Note: Returns (%) for less than 1 year calculated on simple annualized basis, others are CAGR-Compounded Annualized Growth returns.
 Latest available NAV has been taken for return calculation wherever applicable

Mirae Asset Gold Silver Passive FoF - Fund Managers - Mr. Ritesh Patel (Fund of Fund - An open-ended fund of fund scheme predominantly investing in units of Mirae Asset Gold ETF and Mirae Asset Silver ETF)			
Period	Mirae Asset Gold Silver Passive FoF	Scheme Benchmark*	Additional Benchmark**
6 Months (Simple Annualized)	75.87%	85.93%	-19.78%
Since Inception (Simple Annualized)	106.75%	117.76%	-4.21%
Value of Rs. 10000 invested (in Rs.) Since Inception	17,984.00	18,807.99	9,684.99
NAV as on 29 th May 2026	₹17.984		
Index Value 29 th May 2026	Index Value of Scheme Benchmark is 1,88,079.852 and Nifty 50 (TRI) is 35,552.640		
Allotment Date	29 th August 2025		
Scheme Benchmark	*Domestic Price of Gold (50%) + Domestic Price of Silver (50%)		
Additional Benchmark	**Nifty 50 (TRI)		

Fund Managers: Mr. Ritesh Patel (since August 29, 2025)
 Note: Returns (%) for less than 1 year calculated on simple annualized basis, others are CAGR-Compounded Annualized Growth returns.
 Latest available NAV has been taken for return calculation wherever applicable

Mirae Asset Gold ETF Fund of Fund - Fund Managers - Ms. Ritesh Patel and Mr. Akshay Udeshi (Co- Fund Manager) (Fund of Fund - An open ended fund of fund scheme investing in units of Mirae Asset Gold ETF)			
Period	Mirae Asset Gold ETF Fund of Fund	Scheme Benchmark*	Additional Benchmark**
Last 1 Year	60.27%	64.07%	-3.84%
Since Inception	51.79%	55.01%	-0.61%
Value of Rs. 10000 invested (in Rs.) Since Inception	19,431.00	20,091.01	9,902.44
NAV as on 29 th May 2026	₹19.431		
Index Value 29 th May 2026	Index Value of Scheme Benchmark is 1,55,96,400.000 and Nifty 50 (TRI) is 35,552.640		
Allotment Date	25 th October 2024		
Scheme Benchmark	*Domestic Price of physical gold		
Additional Benchmark	**Nifty 50 (TRI)		

Fund Managers: Mr. Ritesh Patel (since October 25, 2024), Mr. Akshay Udeshi (Co- Fund Manager) (since October 25, 2024)
 Note: Returns (%) for less than 1 year calculated on simple annualized basis, others are CAGR-Compounded Annualized Growth returns.
 Latest available NAV has been taken for return calculation wherever applicable

Mirae Asset Multi Factor Passive FOF - Fund Managers - Mr. Ritesh Patel (Fund of Fund - An open-ended fund of fund scheme predominantly investing in units of factor based domestic equity ETFs)			
Period	Mirae Asset Multi Factor Passive FOF	Scheme Benchmark*	Additional Benchmark**
6 Months (Simple Annualized)	0.04%	-10.17%	-19.78%
Since Inception (Simple Annualized)	8.81%	1.73%	-4.21%
Value of Rs. 10000 invested (in Rs.) Since Inception	10,659.00	10,129.17	9,684.99
NAV as on 29 th May 2026	₹10.659		
Index Value 29 th May 2026	Index Value of Scheme Benchmark is 36,261.800 and Nifty 50 (TRI) is 35,552.640		
Allotment Date	29 th August 2025		
Scheme Benchmark	*Nifty 500 (TRI)		
Additional Benchmark	**Nifty 50 (TRI)		

Fund Managers: Mr. Ritesh Patel (since August 29, 2025)
 Note: Returns (%) for less than 1 year calculated on simple annualized basis, others are CAGR-Compounded Annualized Growth returns.
 Latest available NAV has been taken for return calculation wherever applicable

Mirae Asset Nifty LargeMidcap 250 Index Fund - Fund Managers - Ms. Ekta Gala and Mr. Ritesh Patel (An open-ended scheme replicating/tracking Nifty LargeMidcap 250 Total Return Index)			
Period	Mirae Asset Nifty LargeMidcap 250 Index Fund	Scheme Benchmark*	Additional Benchmark**
Last 1 Year	1.75%	2.78%	-3.84%
Since Inception	1.42%	2.46%	-1.17%
Value of Rs. 10000 invested (in Rs.) Since Inception	10,226.80	10,395.40	9,813.71
NAV as on 29 th May 2026	₹10.2268		
Index Value 29 th May 2026	Index Value of Scheme Benchmark is 21,209.8000 and Nifty 50 (TRI) is 35,552.6400		
Allotment Date	24 th October 2024		
Scheme Benchmark	*Nifty LargeMidcap 250 (TRI)		
Additional Benchmark	**Nifty 50 (TRI)		

Fund Managers: Ms. Ekta Gala (since October 24, 2024), Mr. Ritesh Patel (since March 12, 2025)
 Note: Returns (%) for less than 1 year calculated on simple annualized basis, others are CAGR-Compounded Annualized Growth returns.
 Latest available NAV has been taken for return calculation wherever applicable

Past Performance may or may not be sustained in future. Source: Internal data & Calculation, NAV data as on May 29, 2026;

Note:1. Different Plans under the scheme has different expense structure. The reference and details provided herein are of Regular Plan - Growth Option.; For computation of since inception returns (%) the allotment NAV has been taken as Rs. 10.00 for the Schemes The calculations of returns shall assume reinvestment of all payouts at the then prevailing NAV. CAGR - Compounded Annualized Growth returns. NAV (per unit) is at the end of the period. In case, the start / end date of the concerned period is a non-business date (NBD), the NAV of the previous date is considered for computation of returns.

Pursuant to clause 14.2.2 of Chapter 14 in SEBI master circular dated March 20, 2026. Mirae Asset Infrastructure Fund, Mirae Asset Nifty Top 20 Equal Weight ETF, Mirae Asset Nifty 500 Healthcare ETF and Mirae Asset Silver ETF FOF is in existence for less than 6 months, hence performance shall not be provided.

Performance of other funds managed by the same fund manager (Lumpsum returns)

Mirae Asset Nifty 50 Index Fund - Fund Managers - Ms. Ekta Gala and Mr. Ritesh Patel (An open-ended scheme replicating/tracking Nifty 50 Total Return Index)				Mirae Asset Income plus Arbitrage Active FoF - Fund Managers - Mr. Basant Bafna (Fund of Fund - An open-ended fund of funds scheme investing in units of actively managed Debt oriented and arbitrage Mutual Fund schemes)			
Period	Mirae Asset Nifty 50 Index Fund	Scheme Benchmark*	Additional Benchmark**	Period	Mirae Asset Income plus Arbitrage Active FoF	Scheme Benchmark*	Additional Benchmark**
Last 1 Year	-4.61%	-3.84%	-7.21%	6 Months (Simple Annualized)	3.70%	4.33%	-0.79%
Since Inception	-2.03%	-1.17%	-3.22%	Since Inception (Simple Annualized)	4.76%	5.12%	-0.06%
Value of Rs. 10000 invested (in Rs.) Since Inception	9,678.30	9,813.71	9,491.05	Value of Rs. 10000 invested (in Rs.) Since Inception	10,429.00	10,461.28	9,994.47
NAV as on 29 th May 2026	₹9.6783			NAV as on 29 th May 2026	₹10.429		
Index Value 29 th May 2026	Index Value of Scheme Benchmark is 35,552.6400 and BSE Sensex (TR) is 1,17,657.2429			Index Value 29 th May 2026	Index Value of Scheme Benchmark is 104,613 and Crisil 10 yr Gilt Index is 5,162.697		
Allotment Date	24 th October 2024			Allotment Date	4 th July 2025		
Scheme Benchmark	*Nifty 50 (TR)			Scheme Benchmark	*Nifty Short Duration Debt Index (60%) + Nifty 50 Arbitrage Index (TR) (40%)		
Additional Benchmark	**BSE Sensex (TR)			Additional Benchmark	**Crisil 10 yr Gilt Index		
<small>Fund Managers: Ms. Ekta Gala (since October 24, 2024), Mr. Ritesh Patel (since March 12, 2025) Note: Returns (%) for less than 1 year calculated on simple annualized basis, others are CAGR- Compounded Annualized Growth returns. Latest available NAV has been taken for return calculation whenever applicable</small>				<small>Fund Managers: Mr. Basant Bafna (since December 27, 2025) Note: Returns (%) for less than 1 year calculated on simple annualized basis, others are CAGR- Compounded Annualized Growth returns. Latest available NAV has been taken for return calculation whenever applicable</small>			

Mirae Asset Nifty Total Market Index Fund - Fund Managers - Ms. Ekta Gala and Mr. Ritesh Patel (An open ended scheme replicating/tracking Nifty Total Market Total Return Index)			
Period	Mirae Asset Nifty Total Market Index Fund	Scheme Benchmark*	Additional Benchmark**
Last 1 Year	-0.64%	0.33%	-3.84%
Since Inception	-0.03%	0.89%	-1.03%
Value of Rs. 10000 invested (in Rs.) Since Inception	9,994.90	10,140.90	9,838.01
NAV as on 29 th May 2026	₹9.9949		
Index Value 29 th May 2026	Index Value of Scheme Benchmark is 16,789.3000 and Nifty 50 (TR) is 35,552.6400		
Allotment Date	28 th October 2024		
Scheme Benchmark	*Nifty Total Market (TR)		
Additional Benchmark	**Nifty 50 (TR)		
<small>Fund Managers: Ms. Ekta Gala (since October 28, 2024), Mr. Ritesh Patel (since March 12, 2025) Note: Returns (%) for less than 1 year calculated on simple annualized basis, others are CAGR- Compounded Annualized Growth returns. Latest available NAV has been taken for return calculation whenever applicable</small>			

Investors may note that they will bear recurring expenses of the underlying scheme in addition to the expenses of this scheme.

Past Performance may or may not be sustained in future. Source: Internal data & Calculation, NAV data as on May 29, 2026;

Note:1. Different Plans under the scheme has different expense structure. The reference and details provided herein are of Regular Plan - Growth Option.; For computation of since inception returns (%) the allotment NAV has been taken as Rs. 10.00 for the Schemes The calculations of returns shall assume reinvestment of all payouts at the then prevailing NAV. CAGR - Compounded Annualized Growth returns. NAV (per unit) is at the end of the period. In case, the start / end date of the concerned period is a non-business date (NBD), the NAV of the previous date is considered for computation of returns.

Pursuant to clause 14.2.2 of Chapter 14 in SEBI master circular dated March 20, 2026. Mirae Asset Infrastructure Fund, Mirae Asset Nifty Top 20 Equal Weight ETF, Mirae Asset Nifty 500 Healthcare ETF amd Mirae Asset Silver ETF FOF is in existence for less than 6 months, hence performance shall not be provided.

Product Label and Riskometer

Mirae Asset Multi Asset Allocation Fund

(Multi Asset Allocation Fund - An open ended scheme investing in equity, debt and money market instruments, Gold ETFs, Silver ETFs and exchange traded commodity derivatives)

PRODUCT LABELLING

Mirae Asset Multi Asset Allocation Fund

This product is suitable for investors who are seeking*

- To generate long term capital appreciation/income
- Investments in equity, debt & money market instruments, commodity ETFs and exchange traded commodity derivatives.

*Investors should consult their financial advisors if they are not clear about the suitability of the product.



Mirae Asset Dynamic Bond Fund

(Dynamic Bond Fund - An open ended dynamic debt scheme investing across duration. A relatively high interest rate risk and relatively high credit risk)

PRODUCT LABELLING

Mirae Asset Dynamic Bond Fund

This product is suitable for investors who are seeking*

- Optimal returns over short to medium term
- To generate optimal returns through active management of a portfolio of debt and money market instruments

*Investors should consult their financial advisors if they are not clear about the suitability of the product.



Mirae Asset Aggressive Hybrid Fund

(Aggressive Hybrid Fund - An open ended hybrid scheme Investing predominantly in equity and equity related instruments)

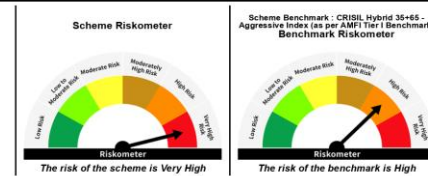
PRODUCT LABELLING

Mirae Asset Aggressive Hybrid Fund

This product is suitable for investors who are seeking*

- Capital appreciation along with current income over long term
- Aggressive hybrid fund investing predominantly in equities & equity related instruments with balance exposure to debt & money market instruments

*Investors should consult their financial advisors if they are not clear about the suitability of the product.



Mirae Asset Equity Savings Fund

(Equity Saving Fund - An open ended scheme investing in equity, arbitrage and debt)

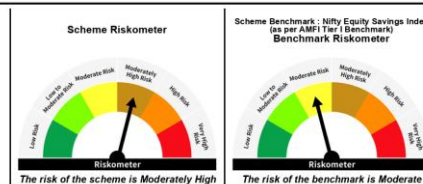
PRODUCT LABELLING

Mirae Asset Equity Savings Fund

This product is suitable for investors who are seeking*

- Capital appreciation and income distribution
- Investment in equity and equity related instruments, arbitrage opportunities and debt & money market instruments

*Investors should consult their financial advisors if they are not clear about the suitability of the product.



Mirae Asset Low Duration Fund

(Low Duration Fund - An open-ended low duration debt scheme investing in instruments with Macaulay duration* of the portfolio between 6 months and 12 months (*Refer page no. 15 of SID). A moderate interest rate risk and moderate credit risk.)

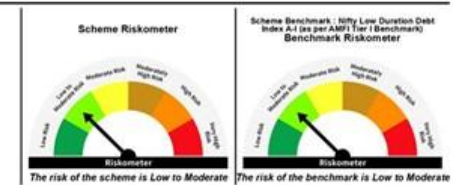
PRODUCT LABELLING

Mirae Asset Low Duration Fund

This product is suitable for investors who are seeking*

- An open-ended low duration debt scheme
- Investment in debt and money market instruments such that the Macaulay duration of the portfolio is between 6-12 months

*Investors should consult their financial advisors if they are not clear about the suitability of the product.



Mirae Asset Short Duration Fund

(Short Duration Fund - An open-ended short-term debt scheme investing in instruments such that the Macaulay duration of the portfolio is between 1 year to 3 years (please refer to page no. 14 of SID). A relatively high interest rate risk and moderate credit risk)

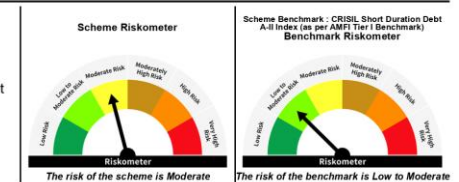
PRODUCT LABELLING

Mirae Asset Short Duration Fund

This product is suitable for investors who are seeking*

- Optimal returns over short term
- Investment in an actively managed diversified portfolio of debt and money market instruments including InvITS

*Investors should consult their financial advisors if they are not clear about the suitability of the product.



Mirae Asset Ultra Short Duration Fund

(Ultra Short Duration Fund - An Open ended ultra-short-term debt scheme investing in instruments such that the Macaulay duration* of the portfolio is between 3 months to 6 months (*please refer to page no. 15 of SID). A relatively low interest rate risk and moderate credit risk)

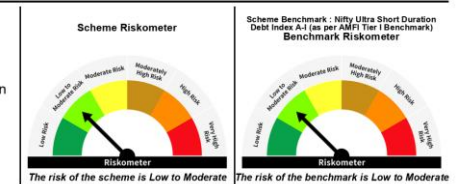
PRODUCT LABELLING

Mirae Asset Ultra Short Duration Fund

This product is suitable for investors who are seeking*

- Income over a short-term investment horizon
- Investments in debt and money market securities with portfolio Macaulay duration between 3 months & 6 months

*Investors should consult their financial advisors if they are not clear about the suitability of the product.



Mirae Asset Balanced Advantage Fund

(Balanced Advantage Fund - An open ended dynamic asset allocation fund)

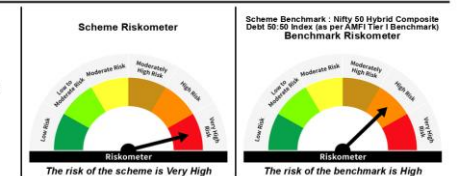
PRODUCT LABELLING

Mirae Asset Balanced Advantage Fund

This product is suitable for investors who are seeking*

- To generate long-term capital appreciation/income
- Investment in equity, equity related securities & debt, money market instruments while managing risk through active allocation

*Investors should consult their financial advisors if they are not clear about the suitability of the product.



Product Label and Riskometer

Mirae Asset Nifty 50 ETF

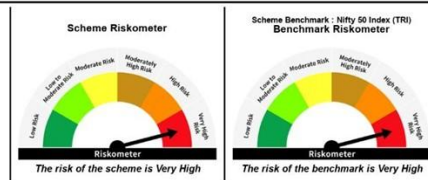
(Fund of Fund - An open-ended fund of funds scheme investing in units of actively managed Debt oriented and arbitrage Mutual Fund schemes)
NSE Symbol: NEXT50 , BSE Scrip Code: 542922

Investment Objective

Mirae Asset NIFTY 50 ETF

The investment objective of the scheme is to generate returns, before expenses, that are commensurate with the Performance of the Nifty 50 Index, subject to tracking error.

The Scheme does not guarantee or assure any returns. There is no assurance that the investment objective of the scheme will be achieved.



Mirae Asset Nifty Financial Services ETF

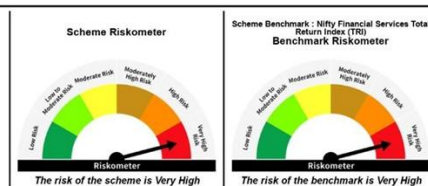
(Exchange Traded Fund (ETF) - An open ended scheme replicating/tracking Nifty Financial Services Total Return Index)
NSE Symbol: BFSI , BSE Scrip Code: 543323

Investment Objective

Mirae Asset Nifty Financial Services ETF

The investment objective of the scheme is to generate returns, before expenses, that are commensurate with the performance of the Nifty Financial Services Total Return Index, subject to tracking error. The Scheme does not guarantee or assure any returns.

There is no assurance that the investment objective of the scheme will be achieved.



Mirae Asset BSE Sensex ETF (Formerly Known as Mirae Asset S&P BSE Sensex ETF)

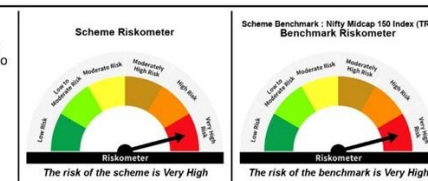
(Exchange Traded Fund (ETF) - An open ended scheme replicating/tracking BSE Sensex Total Return Index)
NSE Symbol: SENSEXETF , BSE Scrip Code: 543999

Investment Objective

Mirae Asset Nifty Midcap 150 ETF

The investment objective of the scheme is to generate returns, before expenses, that are commensurate with the performance of the Nifty Midcap 150 Total Return Index, subject to tracking error. The Scheme does not guarantee or assure any returns.

There is no assurance that the investment objective of the scheme will be achieved.



Mirae Asset NYSE FANG + ETF

(Exchange Traded Fund (ETF) - An open ended scheme replicating/tracking NYSE FANG + Total Return Index)
NSE Symbol: MAFANG , BSE Scrip Code: 543291

PRODUCT LABELLING

Mirae Asset NYSE FANG + ETF

This product is suitable for investors who are seeking*

- Returns that are commensurate with the performance of NYSE FANG + Total Return Index, subject to tracking error and foreign exchange movement
- Investments in equity securities covered by NYSE FANG + Total Return Index

*Investors should consult their financial advisors if they are not clear about the suitability of the product.



Mirae Asset Nifty Next 50 ETF

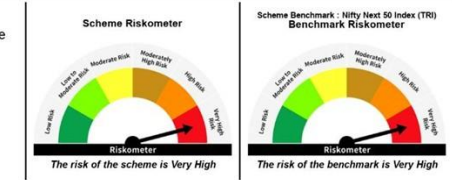
(Exchange Traded Fund (ETF) - An open ended scheme replicating/tracking Nifty Next 50 Total Return Index)
NSE Symbol: NEXT50 , BSE Scrip Code: 542922

Investment Objective

Mirae Asset Nifty Next 50 ETF

The investment objective of the scheme is to generate returns, before expenses, that are commensurate with the performance of the Nifty Next 50 Total Return Index, subject to tracking error. The Scheme does not guarantee or assure any returns.

There is no assurance that the investment objective of the scheme will be achieved.



Mirae Asset Nifty Midcap 150 ETF

(Exchange Traded Fund (ETF) - An open ended scheme replicating/tracking Nifty Midcap 150 Total Return Index)
NSE Symbol: MIDCAPETF , BSE Scrip Code: 543481

Investment Objective

Mirae Asset Nifty Midcap 150 ETF

The investment objective of the scheme is to generate returns, before expenses, that are commensurate with the performance of the Nifty Midcap 150 Total Return Index, subject to tracking error. The Scheme does not guarantee or assure any returns.

There is no assurance that the investment objective of the scheme will be achieved.



Mirae Asset Nifty500 Multicap 50:25:25 ETF

(Exchange Traded Fund (ETF) - An open ended scheme replicating/tracking Nifty500 Multicap 50:25:25 Total Return Index)
NSE Symbol: MULTICAP , BSE Scrip Code: 544241

Investment Objective

Mirae Asset Nifty500 Multicap 50:25:25 ETF

The investment objective of the scheme is to generate returns, before expenses, that are commensurate with the performance of the Nifty500 Multicap 50:25:25 Total Return Index, subject to tracking error. The Scheme does not guarantee or assure any returns.

There is no assurance that the investment objective of the scheme will be achieved.



Mirae Asset S&P 500 TOP 50 ETF

(Exchange Traded Fund (ETF) - An open ended scheme replicating/tracking S&P 500 Top 50 Total Return Index)
NSE Symbol: MASPTOP50 , BSE Scrip Code: 543365

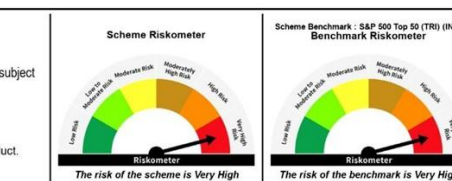
PRODUCT LABELLING

Mirae Asset S&P 500 Top 50 ETF

This product is suitable for investors who are seeking*

- Returns that are commensurate with the performance of S&P 500 Top 50 Total Return Index, subject to tracking error and foreign exchange movement.
- Investments in equity securities covered by S&P 500 Top 50 Total Return Index

*Investors should consult their financial advisors if they are not clear about the suitability of the product.



Product Label and Riskometer

Mirae Asset Hang Seng TECH ETF

(Exchange Traded Fund (ETF) - An open ended scheme replicating/tracking Hang Seng TECH Total Return Index (INR))

NSE Symbol: MAHKTECH , BSE Scrip Code: 543414

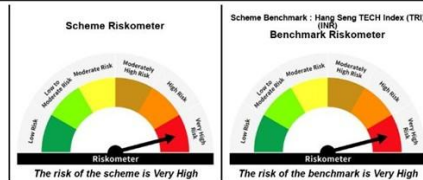
PRODUCT LABELLING

Mirae Asset Hang Seng TECH ETF

This product is suitable for investors who are seeking*

- Returns that are commensurate with the performance of Hang Seng TECH Total Return Index, subject to tracking error and foreign exchange movement
- Investments in equity securities covered by Hang Seng TECH Total Return Index

*Investors should consult their financial advisors if they are not clear about the suitability of the product.



Mirae Asset Nifty IT ETF

(Exchange Traded Fund (ETF) - An open-ended scheme replicating/tracking Nifty IT Total Return Index)

NSE Symbol: ITETF , BSE Scrip Code: 544006

Investment Objective

Mirae Asset Nifty IT ETF

The investment objective of the scheme is to generate returns, before expenses, that are commensurate with the performance of the Nifty IT Total Return Index, subject to tracking error.

There is no assurance or guarantee that the investment objective of the Scheme will be realized



Mirae Asset Silver ETF

(Exchange Traded Fund (ETF) - An open ended scheme replicating/tracking Domestic Price of Silver) NSE

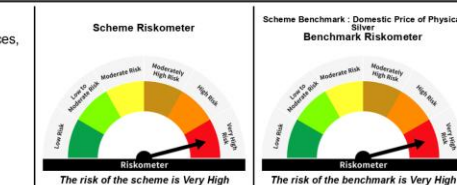
Symbol: SILVERAG , BSE Scrip Code: 543922

Investment Objective

Mirae Asset Silver ETF

To generate returns that are in line with the performance of physical silver in domestic prices, subject to tracking error. The Scheme does not guarantee or assure any returns.

There is no assurance that the investment objective of the scheme will be achieved.



Mirae Asset Global X Artificial Intelligence & Technology ETF Fund of Fund

(Fund of Fund - An open ended fund of fund scheme investing in units of Global X Artificial Intelligence & Technology ETF)

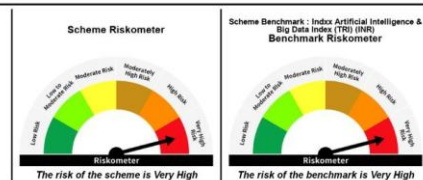
PRODUCT LABELLING

Mirae Asset Global X Artificial Intelligence & Technology ETF Fund of Fund

This product is suitable for investors who are seeking*

- To generate long-term capital appreciation/income
- Investments in Global X Artificial Intelligence & Technology ETF

*Investors should consult their financial advisors if they are not clear about the suitability of the product.



Mirae Asset Nifty Bank ETF

(Exchange Traded Fund (ETF) - An open ended scheme replicating/tracking Nifty Bank Total Return Index)

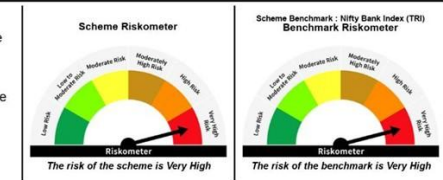
NSE Symbol: BANKETF , BSE Scrip Code: 543944

Investment Objective

Mirae Asset Nifty Bank ETF

The investment objective of the scheme is to generate returns, before expenses, that are commensurate with the performance of the Nifty Bank Total Return Index, subject to tracking error.

There is no assurance or guarantee that the investment objective of the scheme would be achieved.



Mirae Asset Gold ETF

(Exchange Traded Fund (ETF) - An open ended scheme replicating/tracking Domestic Price of Gold) NSE

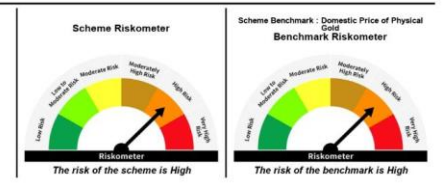
Symbol: GOLDETF , BSE Scrip Code: 543781

Investment Objective

Mirae Asset Gold ETF

To generate returns that are in line with the performance of physical gold in domestic prices, subject to tracking error. The Scheme does not guarantee or assure any returns.

There is no assurance that the investment objective of the scheme will be achieved.



Mirae Asset Diversified Equity Allocator Passive FOF (Formerly Known as Mirae Asset Equity Allocator Fund of Fund)

(Fund of Fund - An open ended fund of fund scheme predominantly investing in units of domestic equity ETFs)

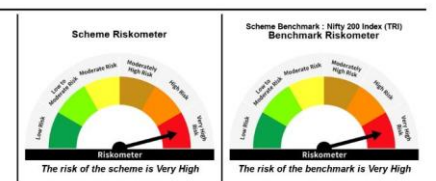
PRODUCT LABELLING

Mirae Asset Diversified Equity Allocator Passive FOF

This product is suitable for investors who are seeking*

- To generate long term capital appreciation/income
- Investments predominantly in units of equity Exchange Traded Funds

*Investors should consult their financial advisors if they are not clear about the suitability of the product.



Mirae Asset Global Electric & Autonomous Vehicles Equity Passive FOF (Formerly Known as Mirae Asset Global Electric & Autonomous Vehicles ETFs Fund of Fund)

(Fund of Fund - An open-ended fund of fund scheme investing in overseas equity Exchange Traded Funds which are based on companies involved in development of Electric & Autonomous Vehicles and related technology, components and materials)

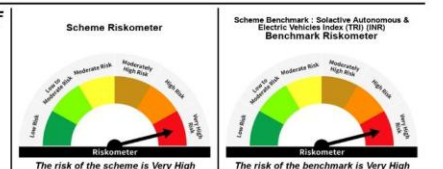
PRODUCT LABELLING

Mirae Asset Global Electric & Autonomous Vehicles Equity Passive FOF

This product is suitable for investors who are seeking*

- To generate long-term capital appreciation/income
- Investments in units of equity ETFs which are based on companies involved in development of Electric & Autonomous Vehicles and related technology, components and materials

*Investors should consult their financial advisors if they are not clear about the suitability of the product.



Product Label and Riskometer

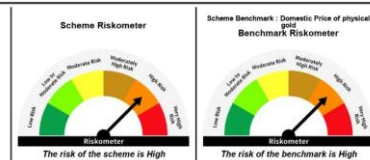
Mirae Asset Gold ETF Fund of Fund~

(Fund of Fund - An open ended fund of fund scheme investing in units of Mirae Asset Gold ETF)

Investment Objective

Mirae Asset Gold ETF Fund of Fund

To generate returns that are in line with the performance of physical gold in domestic prices, subject to tracking error. The Scheme does not guarantee or assure any returns. There is no assurance that the investment objective of the Scheme will be achieved.



Mirae Asset Multi Factor Passive FOF

(Fund of Fund - An open-ended fund of fund scheme predominantly investing in units of factor based domestic equity ETFs)

PRODUCT LABELLING

Mirae Asset Multi Factor Passive FOF

This product is suitable for investors who are seeking*

- Investments predominantly in units of factor based domestic equity exchange traded funds
- To generate long-term capital appreciation/income

*Investors should consult their financial advisors if they are not clear about the suitability of the product.



Mirae Asset Nifty 50 Index Fund

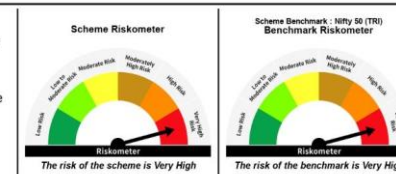
(An open-ended scheme replicating/tracking Nifty 50 Total Return Index)

Investment Objective

Mirae Asset Nifty 50 Index Fund

The investment objective of the scheme is to generate returns, before expenses, that are commensurate with the performance of Nifty 50 Total Return Index, subject to tracking error.

There is no assurance or guarantee that the investment objective of the scheme would be achieved.



Mirae Asset Income plus Arbitrage Active FoF

(Fund of Fund - An open-ended fund of funds scheme investing in units of actively managed Debt oriented and arbitrage Mutual Fund schemes)

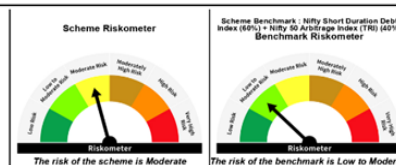
PRODUCT LABELLING

Mirae Asset Income plus Arbitrage Active FoF

This product is suitable for investors who are seeking*

- To generate low volatility returns over short to medium term
- Investments predominantly in units of actively managed Debt oriented and arbitrage Mutual Fund schemes

*Investors should consult their financial advisors if they are not clear about the suitability of the product.



Investors may note that they will bear recurring expenses of the underlying scheme in addition to the expenses of this scheme ~As per notice cum addendum no. 48/2026 riskometer of the scheme has changed.

Mirae Asset Gold Silver Passive FoF

(Fund of Fund - An open-ended fund of fund scheme predominantly investing in units of Mirae Asset Gold ETF and Mirae Asset Silver ETF)

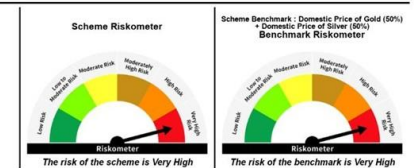
PRODUCT LABELLING

Mirae Asset Gold Silver Passive FoF

This product is suitable for investors who are seeking*

- Investments predominantly in units of gold and silver exchange traded funds
- To generate long-term capital appreciation/income

*Investors should consult their financial advisors if they are not clear about the suitability of the product.



Mirae Asset Nifty LargeMidcap 250 Index Fund

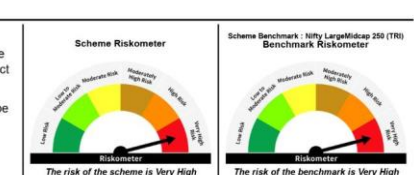
(An open-ended scheme replicating/tracking Nifty LargeMidcap 250 Total Return Index)

Investment Objective

Mirae Asset Nifty LargeMidcap 250 Index Fund

The investment objective of the scheme is to generate returns, before expenses, that are commensurate with the performance of Nifty LargeMidcap 250 Total Return Index, subject to tracking error.

There is no assurance or guarantee that the investment objective of the scheme would be achieved.



Mirae Asset Nifty Total Market Index Fund

(An open ended scheme replicating/tracking Nifty Total Market Total Return Index)

PRODUCT LABELLING

Mirae Asset Nifty Total Market Index Fund

This product is suitable for investors who are seeking*

- Returns that commensurate with the performance of Nifty Total Market Total Return Index, subject to tracking error over long term
- Investments in securities constituting by Nifty Total Market Total Return Index

*Investors should consult their financial advisors if they are not clear about the suitability of the product.



Mirae Asset Nifty Smallcap 250 ETF

(Exchange Traded Fund (ETF) - An open-ended scheme replicating/tracking Nifty Smallcap 250 Total Return Index)

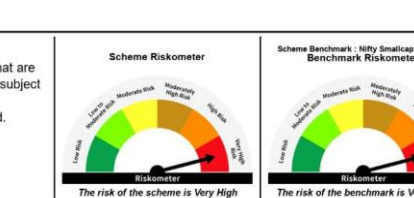
NSE Symbol: SMALL250 , BSE Scrip Code: 544605

Investment Objective

Mirae Asset Nifty Smallcap 250 ETF

The investment objective of the scheme is to generate returns, before expenses, that are commensurate with the performance of the Nifty Smallcap 250 Total Return Index, subject to tracking error.

There is no assurance that the investment objective of the scheme will be achieved.



PRC Matrix

Mirae Asset Low Duration Fund

Potential Risk Class Matrix (PRC)			
Credit Risk → Interest Rate Risk ↓	Relatively Low (Class A)	Moderate (Class B)	Relatively High (Class C)
Relatively Low (Class I)			
Moderate (Class II)		B-II	
Relatively High (Class III)			

Mirae Asset Dynamic Bond Fund

Potential Risk Class Matrix (PRC)			
Credit Risk → Interest Rate Risk ↓	Relatively Low (Class A)	Moderate (Class B)	Relatively High (Class C)
Relatively Low (Class I)			
Moderate (Class II)			
Relatively High (Class III)			C-III

Mirae Asset Ultra Short Duration Fund

Potential Risk Class Matrix (PRC)			
Credit Risk → Interest Rate Risk ↓	Relatively Low (Class A)	Moderate (Class B)	Relatively High (Class C)
Relatively Low (Class I)		B-I	
Moderate (Class II)			
Relatively High (Class III)			

Mirae Asset Short Duration Fund

Potential Risk Class Matrix (PRC)			
Credit Risk → Interest Rate Risk ↓	Relatively Low (Class A)	Moderate (Class B)	Relatively High (Class C)
Relatively Low (Class I)			
Moderate (Class II)			
Relatively High (Class III)		B-III	

Disclaimer & Risk Factor

Pursuant to Clause 3.9 of Part IV of the SEBI Master Circular dated March 20, 2026, the universe of 'Large Cap' shall consist of the top 100 entities, 'Mid Cap' shall consist of the 101st to 250th entities, and 'Small Cap' shall consist of the 251st and onwards entities in terms of full market capitalization.

Statutory Details: Trustee: Mirae Asset Trustee Company Private Limited; **Investment Manager:** Mirae Asset Investment Managers (India) Private Limited (AMC); **Sponsor:** Mirae Asset Global Investments Company Limited.

The information contained in this document is compiled from third party and publicly available sources and is included for general information purposes only. There can be no assurance and guarantee on the yields. Views expressed by the Fund Manager cannot be construed to be a decision to invest. The statements contained herein are based on current views and involve known and unknown risks and uncertainties. Whilst Mirae Asset Investment Managers (India) Private Limited (the AMC) shall have no responsibility/liability whatsoever for the accuracy or any use or reliance of such information. The AMC, its associate or sponsors or group companies, its Directors or employees accepts no liability for any loss or damage of any kind resulting out of the use of this document. The recipient(s) before acting on any information herein should make his/her/their own investigation and seek appropriate professional advice and shall alone be fully responsible / liable for any decision taken on the basis of information contained herein. Any reliance on the accuracy or use of such information shall be done only after consultation to the financial consultant to understand the specific legal, tax or financial implications .

Mutual fund investments are subject to market risks, read all scheme related documents carefully.

For further information about other schemes (product labelling and performance of the fund) please visit the website of the AMC:

www.miraeassetmf.co.in

Please consult your financial advisor or mutual fund distributor before investing

THANK YOU

Follow us on:



Mutual Fund investments are subject to market risks, read all scheme related documents carefully.